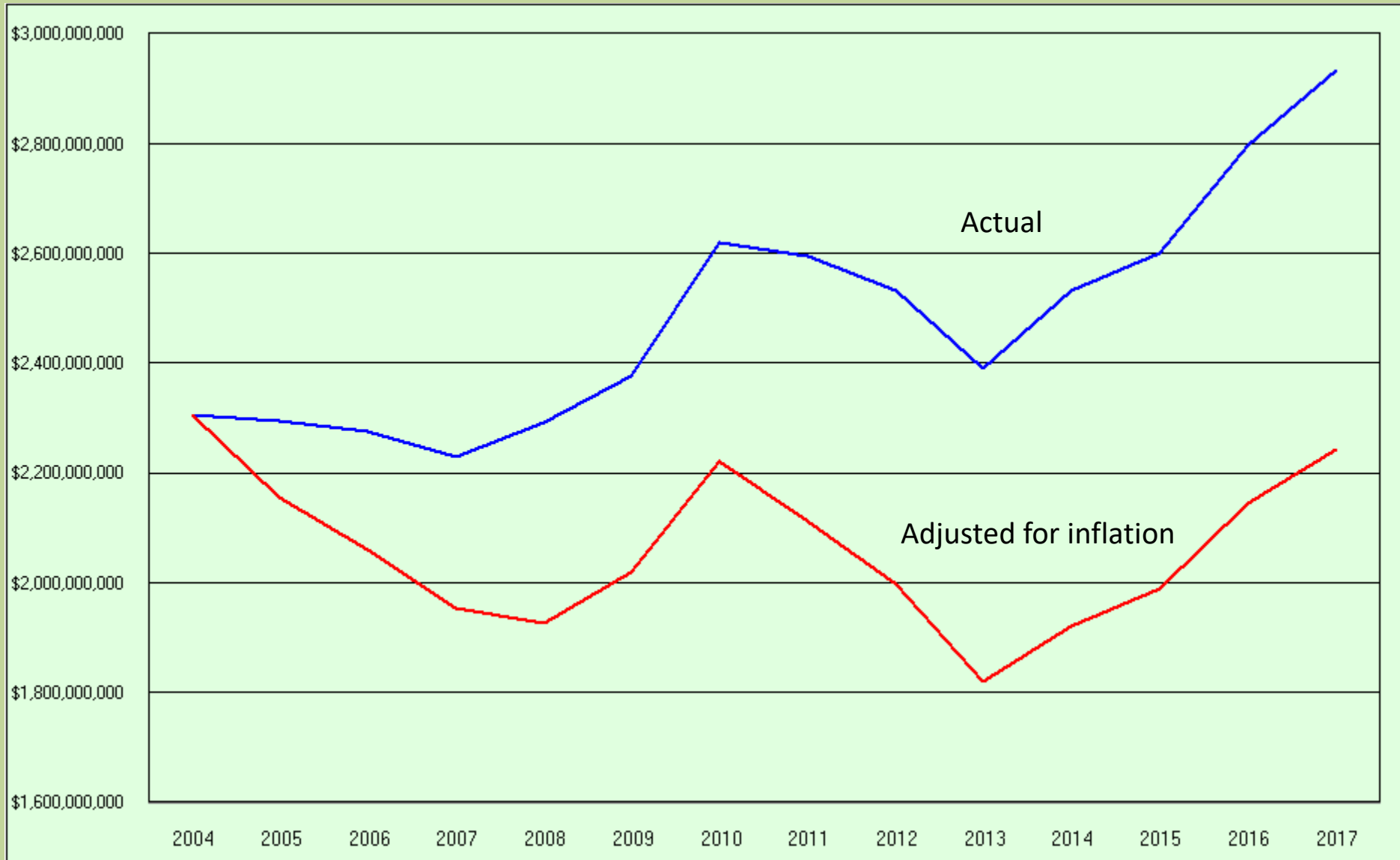


# Bureau of Indian Affairs Budget Update

- BIA/Interior Funding Overview
- FY 2017 Budget Status
- FY 2018 Budget Status
- FY 2019 Budget Process
- Sequestration, Base Programs, Strategies

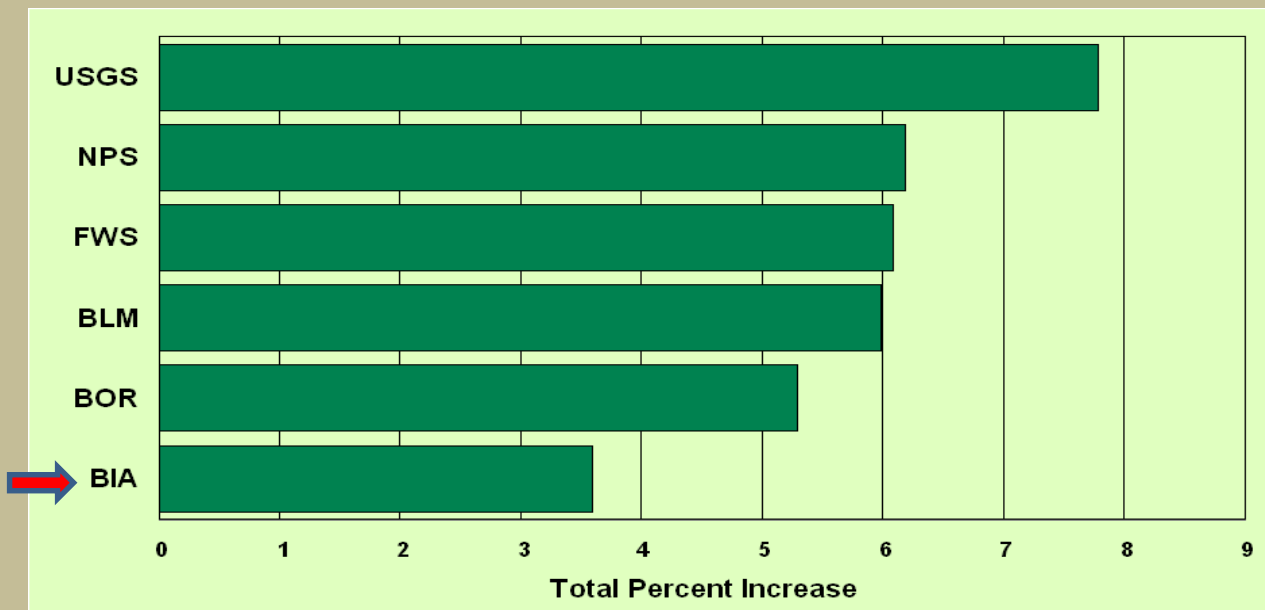
# BIA Budget FY 2004 – 2017



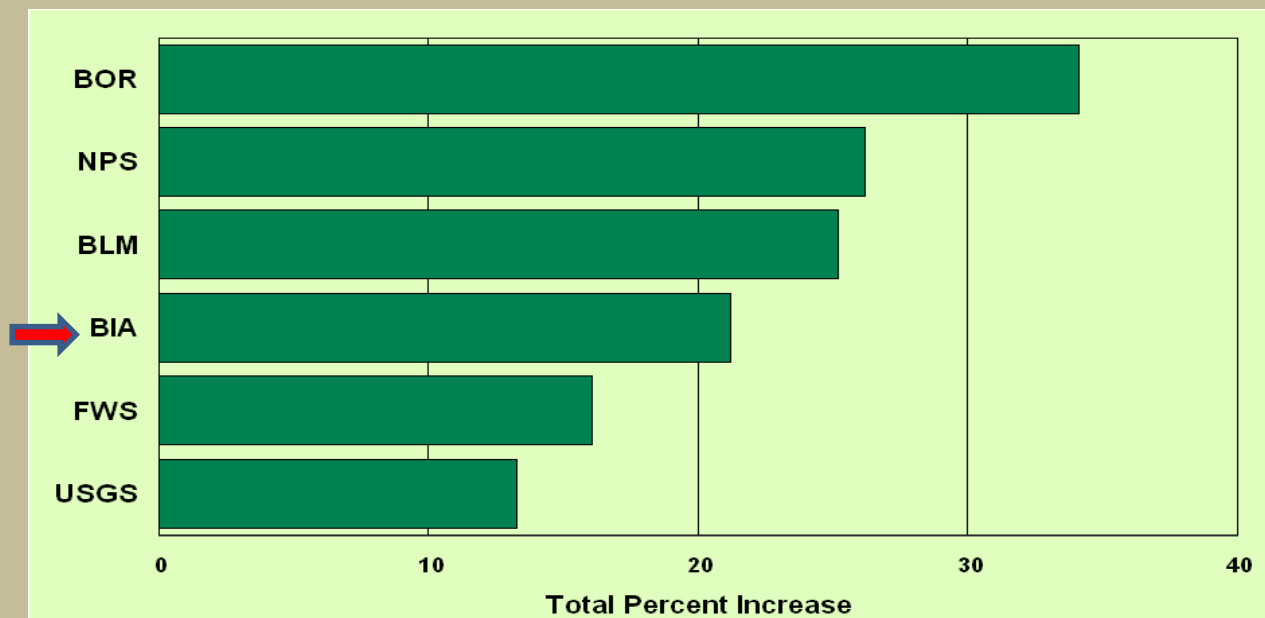
Amounts shown are enacted except for FY 2017, which is the President's Request

# Budget Increases for the 6 Largest Interior Agencies

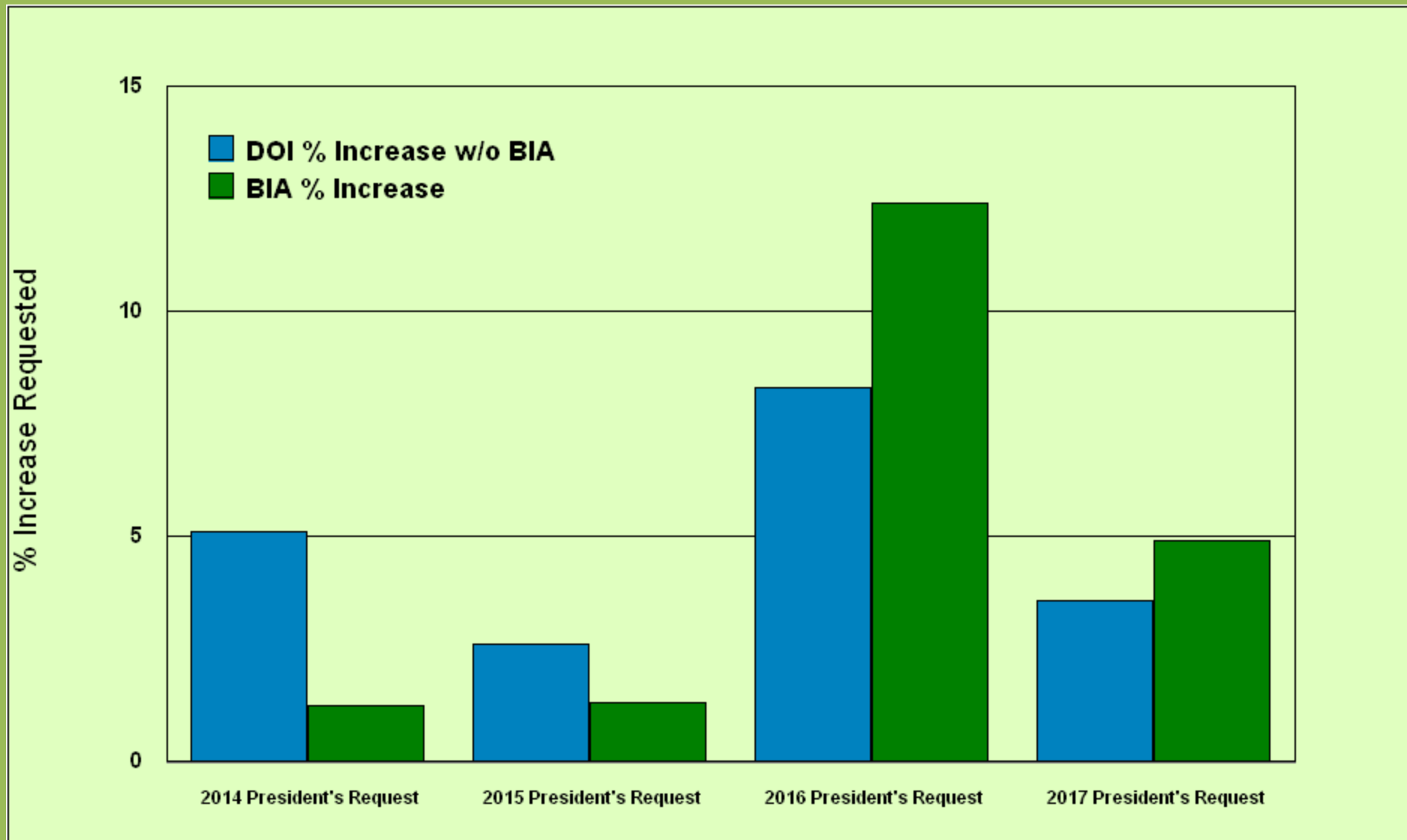
FY 2004 to FY 2013 Enacted (after Sequestration):



FY 2004 to FY 2016 Enacted:



# President's Requested Budget Increases: All of Interior (except BIA) vs Just BIA



## Recent BIA budget totals:

2012: \$2,531,273,000

2013: \$2,389,057,000

2014: \$2,531,273,000

2015: \$2,601,498,000

2016: \$2,796,120,000

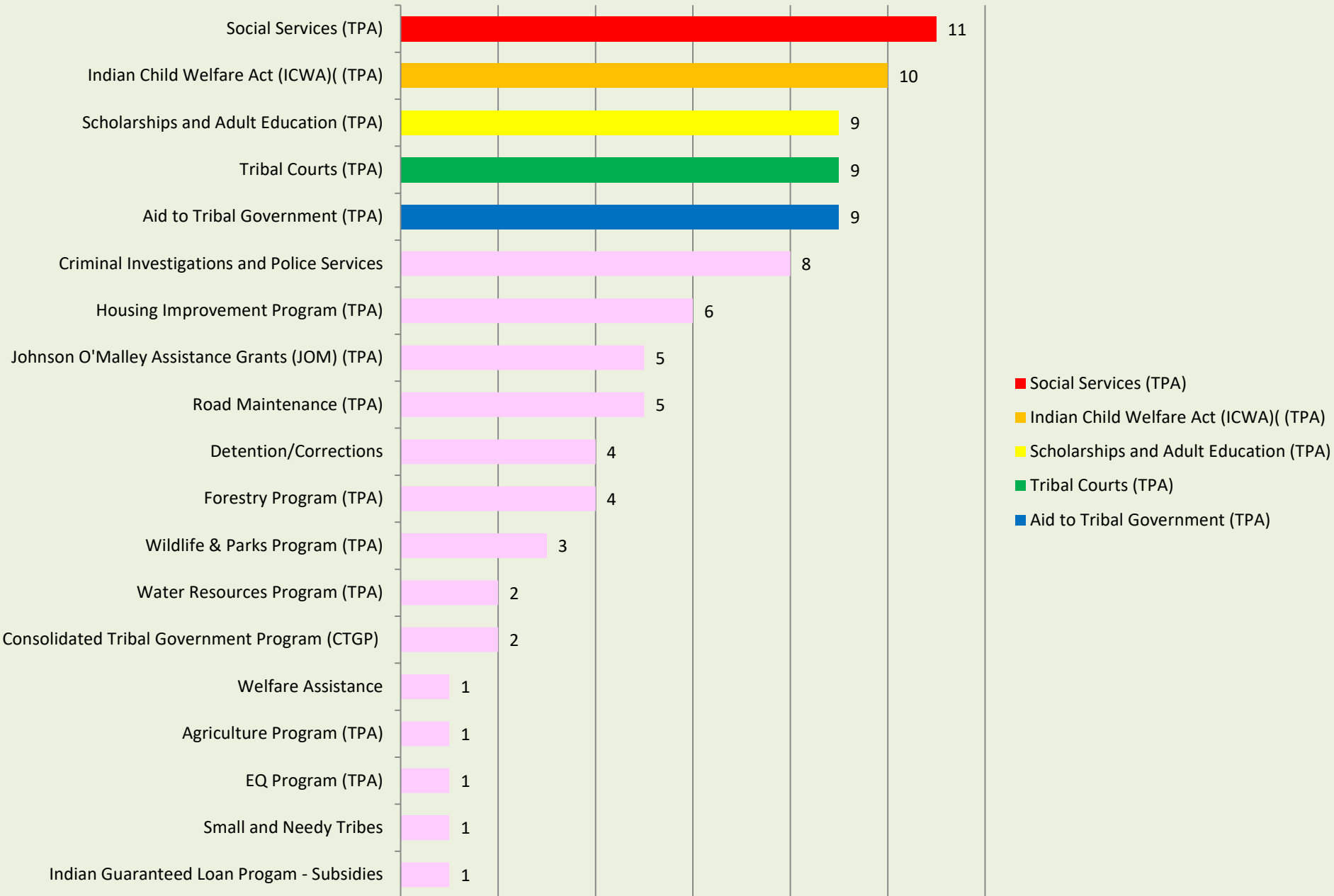
2017: \$2,933,715,000 (requested)

## FY 2018 BIA “Skinny Budget”

Supports tribal sovereignty and self-determination across Indian Country by focusing on core funding and services to support ongoing tribal government operations.

The Budget reduces funding for more recent demonstration projects and initiatives that only serve a few Tribes.

# 2019 PRIORITY RANKING RESULTS - ALL REGIONS



Secretary Zinke spoke at Senate Indian Affairs Hearing, March 8, 2017:

the ongoing struggle tribes have with high unemployment and the lack of business opportunities.

the deplorable state of reservation infrastructures, including schools, housing, roads & bridges, and our excessive road maintenance backlog

the opportunity that now exists for the Administration to foster economic development and improved infrastructure in Indian Country, working shoulder-to-shoulder with tribes.

Trump's promise to create more jobs and a stronger economy, including for rural communities.

Trump's promise to bolster America's failing infrastructure while boosting economic development.



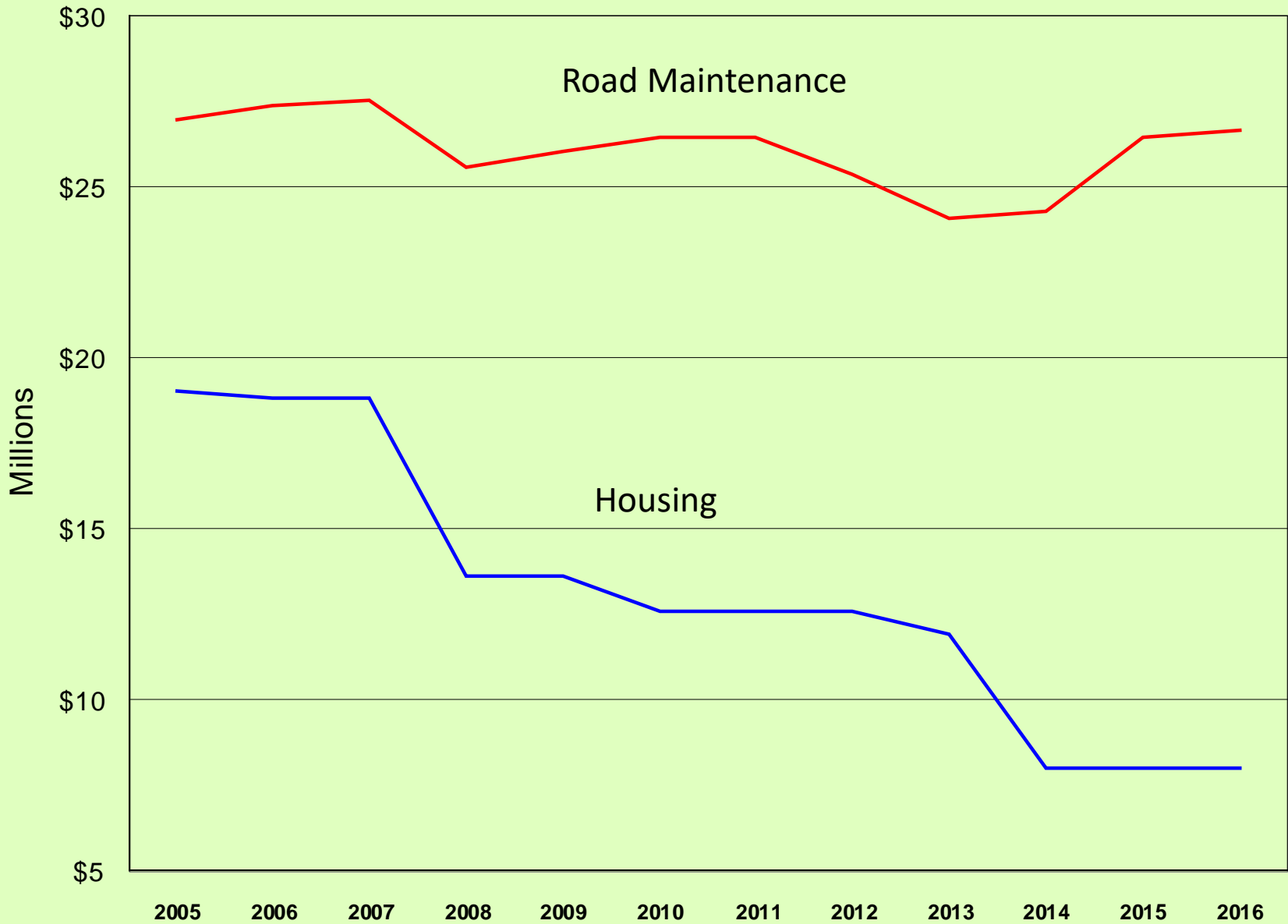
## **FY 2019 Tribal Jobs Recovery and Relief Initiative**

We propose a \$143 million BIA initiative in FY 2019 for Tribal Jobs Recovery and Relief, to be distributed to tribes as a TPA General Increase. Similar to the TPA General Increase Congress provided in FY 1998, which at that time was for Social and Family needs relief. As a general increase, tribes would have the flexibility to determine how to use the funds, consistent with job promotion.

This initiative addresses the President's pledge to create more jobs, & would enable tribes to promote job recovery & growth.

It would also provide significant and lasting relief for tribal TPA programs, which have suffered significant erosion in the last decade from across the board rescissions and sequestration.

# BIA Road Maintenance and Housing Programs Funding FY 2005-2016



## Other Trump Administration Initiatives

**Safer Communities and Safety for Police:** Fully fund BIA Law Enforcement and Detention at the \$1 billion level, as determined from recent BIA analysis.

**Clean Water and Air:** Provide significant increases to BIA Water Resources and Environmental Quality programs to enable tribes to manage the environment to their standards

**Safer Communities:** Provide significant increases to the Tiwahe Initiative

## Senate Committee on Indian Affairs Hearing, March 8, 2017

Comments from Senator Tom Udall:

“...I urged you to be a strong advocate for Indian Country...and you assured me that you intend to be that advocate as Secretary of the Interior...”

Senator Heidi Heitkamp asked the most important question that day:

“Are you going to fight for Indian Country in the budget process?...We need a Secretary who is going to fight for Indian Country...We need to hold Interior and BIA’s feet to the fire and not leave Indian Country behind in this budget process. We’ve been left behind far too often...The Lead Job of the Secretary is advocating and fighting for resources in Indian Country”

# Across the Board Rescissions (%) Imposed on BIA and Tribes, FY 2000-2016

Year	Description	Individual	Total
2000	General Reduction	0.4685	0.4685
2001	ATB	0.22	0.22
2002	No Rescission	0	0
2003	ACB	0.65	0.65
2004	BIA-IT	0.24	
2004	Omnibus ATB	0.59	
2004	ATB	0.646	1.476
2005	Omnibus ATB	0.8	
2005	Interior ATB	0.594	1.394
2006	ATB	0.476	
2006	ATB Hurricane & Other	1	1.476
2007	No Rescission	0	0
2008	ATB	1.56	1.56
2009	No Rescission	0	0
2010	No Rescission	0	0
2011	ATB	0.2	0.2
2012	ATB	0.16	0.16
2013	ATB	0.2	0.2
	Rescissions Subtotal	7.8045	7.8045
2013	Sequester	5.04	5.04
	Total	12.8445	12.8445
2014	Rescissions & Sequester	12.8445	12.8445
2015	Rescissions & Sequester	12.8445	12.8445
2016	Rescissions & Sequester	12.8445	12.8445

# Cuts to Tribal Government Funding

---

**1996 General Reduction: 16%**

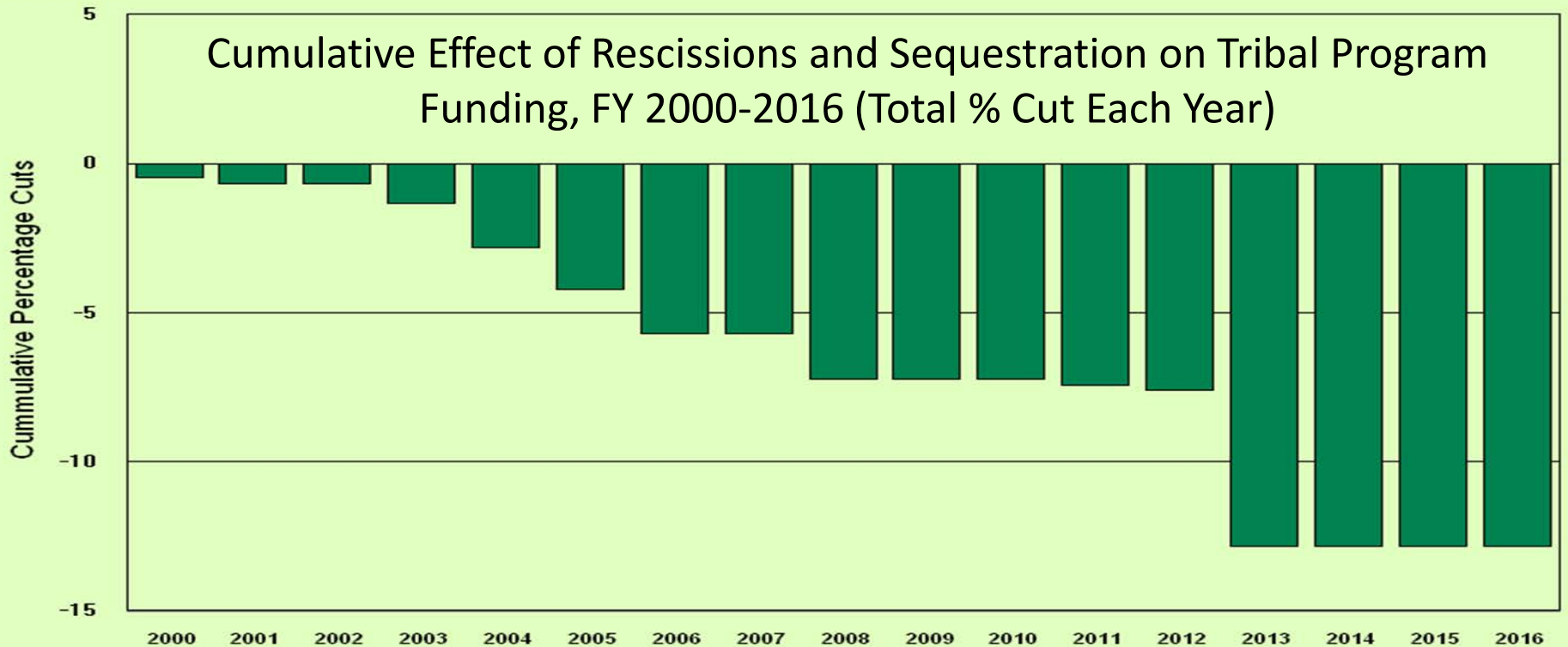
**2000-2013 ATB Rescissions: 8%**

**2013-2016 Sequester Cut: 5%**

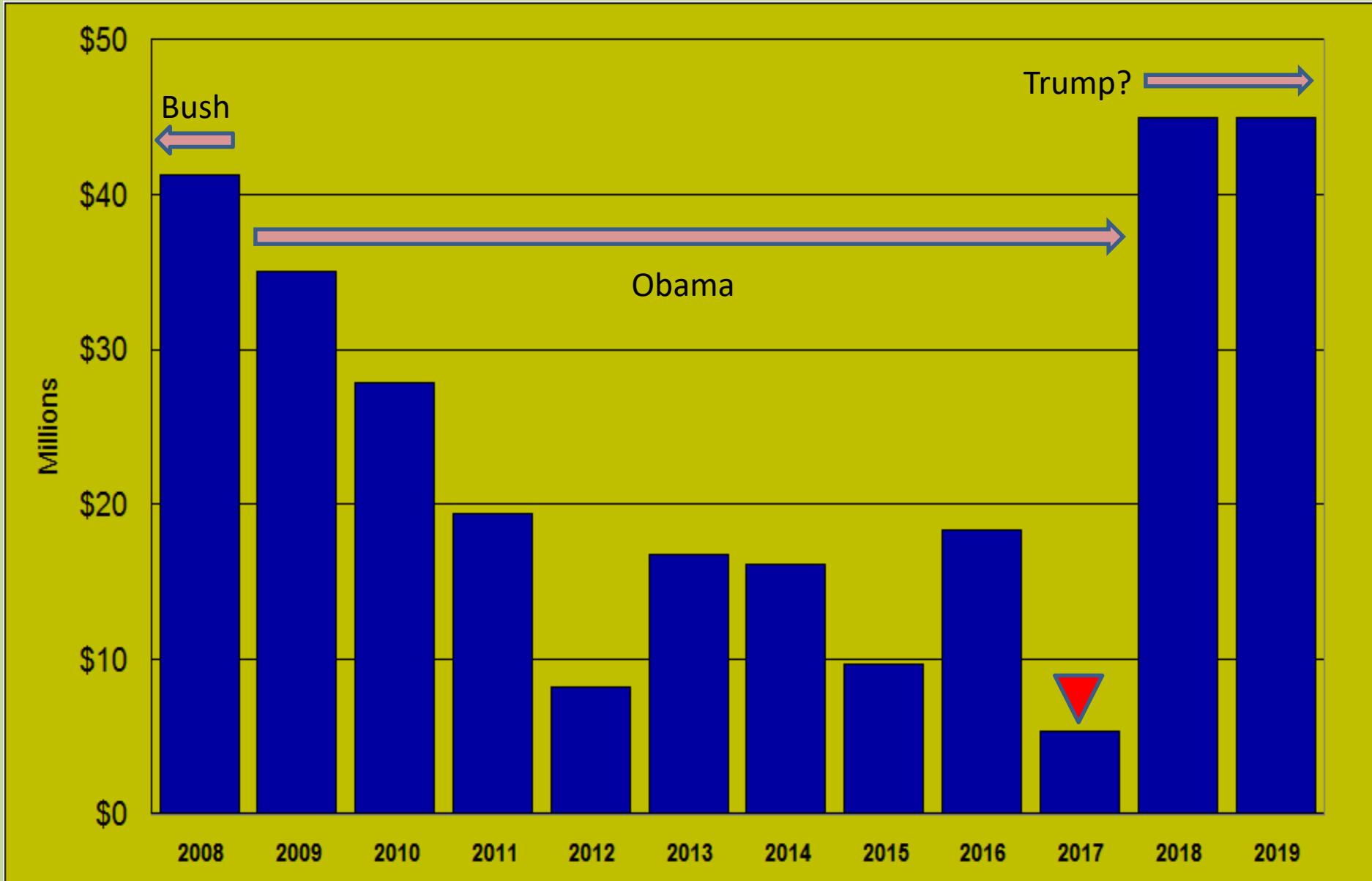
**Total Cuts since 1996: 29%**

---

Cumulative Effect of Rescissions and Sequestration on Tribal Program Funding, FY 2000-2016 (Total % Cut Each Year)



# BIA Fixed Costs/Pay Costs "Requirements" FY 2008-2019



Source: Department of Interior Budget in Brief documents, FY 2008-2017

2017 BIA budget may be finalized next week

2018 budget rolls out in mid-May

Advocate for the strongest possible 2019 budget

2019 TPA General Increase for Jobs Relief

Continue Investment in Tiwahe Initiative

Road Maintenance & Housing increases

Provide *Real*, full funding for Fixed & Pay Costs