

# National Indian Health Board



## ***TSGAC Update:***

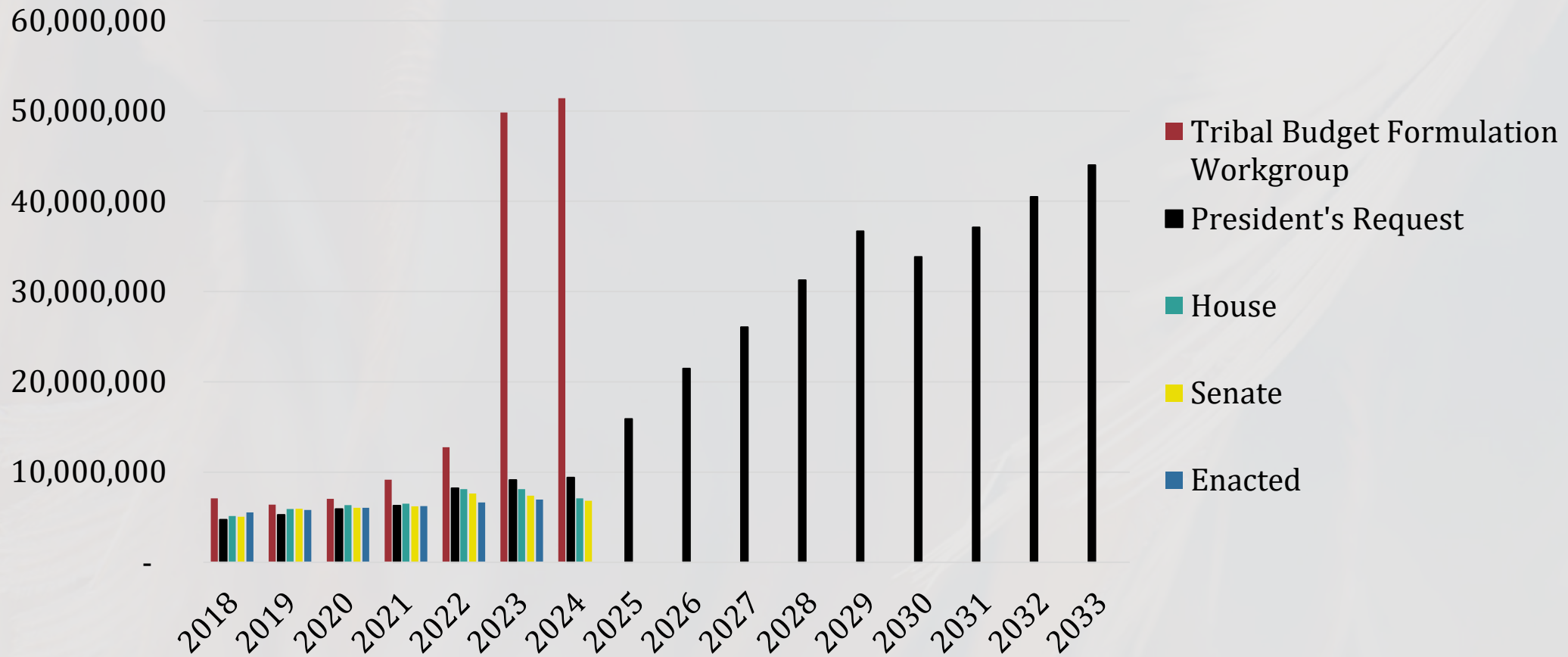
### ***Fiscal Year 2024 Federal Appropriations***

*August 30, 2023*

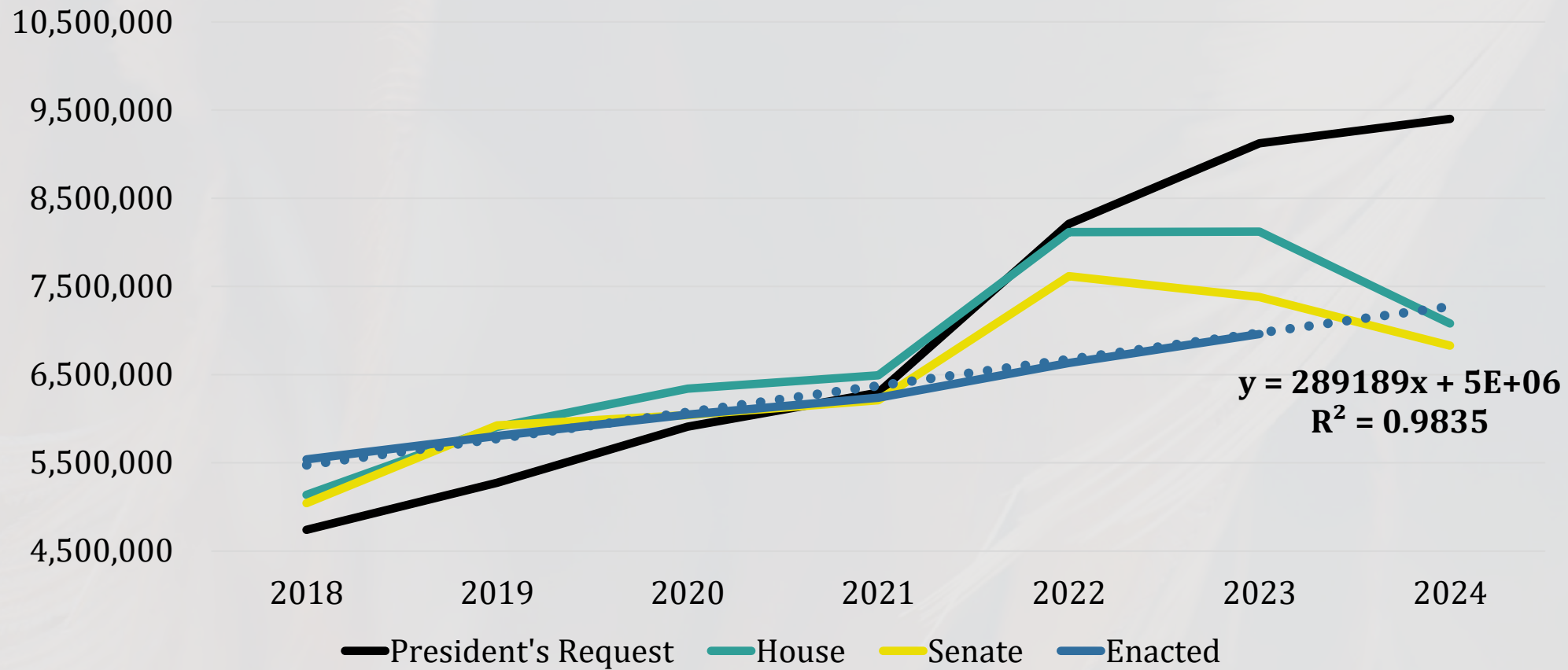
*Caitrin Shuy*  
*Director of Government Relations,*  
[\*cshuy@NIHB.org\*](mailto:cshuy@NIHB.org)

*Tyler D. Scribner (Chickasaw)*  
*Director of Budget and Appropriations,*  
[\*tscribner@NIHB.org\*](mailto:tscribner@NIHB.org)

# *IHS SPENDING (Dollars in thousands)*



# FEDERAL PROPOSALS vs. ENACTED



IHS Regular Appropriations (Dollars in Thousands)	FY 2023 Enacted	House				Senate			
		FY 2024	FY 2025	House vs Enacted		FY 2024	FY 2025	Senate vs Enacted	
<b>Clinical Services</b>									
Hospitals and Health Clinics	\$ 2,503,025	\$ 2,660,013	\$ 2,660,013	\$ 156,988	6.27%	\$ 2,578,585	\$ 2,578,585	\$ 75,560	3.02%
Electronic Health Record System	\$ 217,564	\$ 35,572	\$ 35,572	\$(181,992)	-83.65%	\$ 217,564	\$ -	\$ -	0.00%
Dental Health	\$ 248,098	\$ 288,230	\$ 288,230	\$ 40,132	16.18%	\$ 254,729	\$ 254,729	\$ 6,631	2.67%
Mental Health	\$ 127,171	\$ 130,864	\$ 130,864	\$ 3,693	2.90%	\$ 130,155	\$ 130,155	\$ 2,984	2.35%
Alcohol and Substance Abuse	\$ 266,440	\$ 267,194	\$ 267,194	\$ 754	0.28%	\$ 266,843	\$ 266,843	\$ 403	0.15%
Purchased/Referred Care	\$ 996,755	\$ 996,755	\$ 996,755	\$ -	0.00%	\$ 997,755	\$ 997,755	\$ 1,000	0.10%
Indian Health Care Improvement Fund	\$ 74,138	\$ -	\$ -	\$ (74,138)	-100.00%	\$ 74,138	\$ -	\$ -	0.00%
<b>Subtotal, Clinical Services</b>	<b>\$ 4,433,191</b>	<b>\$ 4,378,628</b>	<b>\$ 4,378,628</b>	<b>\$ (54,563)</b>	<b>-1.23%</b>	<b>\$ 4,519,769</b>		<b>\$ 86,578</b>	<b>1.95%</b>
<b>Preventative Health</b>									
Public Health Nursing	\$ 110,782	\$ 110,782	\$ 110,782	\$ -	0.00%	\$ 111,626	\$ 111,626	\$ 844	0.76%
Health Education	\$ 24,350	\$ 24,350	\$ 24,350	\$ -	0.00%	\$ 24,746	\$ 24,746	\$ 396	1.63%
Community Health Representatives	\$ 65,212	\$ 65,212	\$ 65,212	\$ -	0.00%	\$ 65,212	\$ 65,212	\$ -	0.00%
Immunization (Alaska)	\$ 2,183	\$ 2,183	\$ 2,183	\$ -	0.00%	\$ 2,183	\$ 2,183	\$ -	0.00%
<b>Subtotal, Preventative Health</b>	<b>\$ 202,527</b>	<b>\$ 202,527</b>	<b>\$ 202,527</b>	<b>\$ -</b>	<b>0.00%</b>	<b>\$ 203,767</b>	<b>\$ 203,767</b>	<b>\$ 1,240</b>	<b>0.61%</b>
<b>Other Services</b>									
Urban Indian Health	\$ 90,419	\$ 115,156	\$ 115,156	\$ 24,737	27.36%	\$ 92,419	\$ 92,419	\$ 2,000	2.21%
Indian Health Professions	\$ 80,568	\$ 94,324	\$ 94,324	\$ 13,756	17.07%	\$ 82,568	\$ 82,568	\$ 2,000	2.48%
Tribal Management Grant Program	\$ 2,986	\$ 2,986	\$ 2,986	\$ -	0.00%	\$ 2,986	\$ 2,986	\$ -	0.00%
Direct Operations	\$ 103,805	\$ 101,729	\$ 101,729	\$ (2,076)	-2.00%	\$ 103,805	\$ 103,805	\$ -	0.00%
Self-Governance	\$ 6,174	\$ 6,174	\$ 6,174	\$ -	0.00%	\$ 6,174	\$ 6,174	\$ -	0.00%
<b>Subtotal, Other Services</b>	<b>\$ 283,952</b>	<b>\$ 320,369</b>	<b>\$ 320,369</b>	<b>\$ 36,417</b>	<b>12.83%</b>	<b>\$ 287,952</b>	<b>\$ 287,952</b>	<b>\$ 4,000</b>	<b>1.41%</b>
<b>Indian Health Facilities</b>									
Maintenance and Improvement	\$ 170,595	\$ 170,595	\$ 170,595	\$ -	0.00%	\$ 170,595	\$ 170,595	\$ -	0.00%
Sanitation Facilities Construction	\$ 196,167	\$ 196,167	\$ 196,167	\$ -	0.00%	\$ 196,167	\$ -	\$ -	0.00%
Health Care Facilities Construction	\$ 260,896	\$ 260,899	\$ 260,899	\$ 3	0.00%	\$ 260,896	\$ -	\$ -	0.00%
Facilities and Environmental Health Support	\$ 298,297	\$ 306,176	\$ 306,176	\$ 7,879	2.64%	\$ 305,133	\$ 305,133	\$ 6,836	2.29%
Equipment	\$ 32,598	\$ 42,862	\$ 42,862	\$ 10,264	31.49%	\$ 32,598	\$ 32,598	\$ -	0.00%
<b>Subtotal, Indian Health Facilities</b>	<b>\$ 958,553</b>	<b>\$ 976,699</b>	<b>\$ 976,699</b>	<b>\$ 18,146</b>	<b>1.89%</b>	<b>\$ 965,389</b>	<b>\$ 508,326</b>	<b>\$ 6,836</b>	<b>0.71%</b>
<b>Rescission</b>	<b>\$ (29,388)</b>					<b>\$ (350,000)</b>			
<b>Contract support</b>	<b>\$ 969,000</b>	<b>\$ 1,051,000</b>	<b>\$ -</b>	<b>\$ 82,000</b>	<b>8.46%</b>	<b>\$ 1,051,000</b>	<b>\$ -</b>	<b>\$ 82,000</b>	<b>8.46%</b>
<b>Tribal Sec. 105(l) leases</b>	<b>\$ 111,000</b>	<b>\$ 149,000</b>	<b>\$ -</b>	<b>\$ 38,000</b>	<b>34.23%</b>	<b>\$ 149,000</b>	<b>\$ -</b>	<b>\$ 38,000</b>	<b>34.23%</b>
<b>Grand Total</b>	<b>\$ 6,928,835</b>	<b>\$ 7,078,223</b>	<b>\$ 5,878,223</b>	<b>\$ 120,000</b>	<b>1.73%</b>	<b>\$ 6,826,877</b>	<b>\$ 5,228,112</b>	<b>\$ 218,654</b>	<b>3.16%</b>

IHS Regular Appropriations (Dollars in Thousands)	FY 2023 Enacted	House				Senate			
		FY 2024	FY 2025	House vs Enacted	FY 2024	FY 2025	Senate vs Enacted		
<b>Clinical Services</b>									
Hospitals and Health Clinics	\$ 2,503,025	\$ 2,660,013	\$ 2,660,013	\$ 156,988	6.27%	\$ 2,578,585	\$ 2,578,585	\$ 75,560	3.02%
Electronic Health Record System	\$ 217,564	\$ 35,572	\$ 35,572	\$(181,992)	-83.65%	\$ 217,564	\$ -	\$ -	0.00%
Dental Health	\$ 248,098	\$ 288,230	\$ 288,230	\$ 40,132	16.18%	\$ 254,729	\$ 254,729	\$ 6,631	2.67%
Mental Health	\$ 127,171	\$ 130,864	\$ 130,864	\$ 3,693	2.90%	\$ 130,155	\$ 130,155	\$ 2,984	2.35%
Alcohol and Substance Abuse	\$ 266,440	\$ 267,194	\$ 267,194	\$ 754	0.28%	\$ 266,843	\$ 266,843	\$ 403	0.15%
Purchased/Referred Care	\$ 996,755	\$ 996,755	\$ 996,755	\$ -	0.00%	\$ 997,755	\$ 997,755	\$ 1,000	0.10%
Indian Health Care Improvement Fund	\$ 74,138	\$ -	\$ -	\$ (74,138)	-100.00%	\$ 74,138	\$ -	\$ -	0.00%
<b>Subtotal, Clinical Services</b>	<b>\$ 4,433,191</b>	<b>\$ 4,378,628</b>	<b>\$ 4,378,628</b>	<b>\$ (54,563)</b>	<b>-1.23%</b>	<b>\$ 4,519,769</b>		<b>\$ 86,578</b>	<b>1.95%</b>
<b>Preventative Health</b>									
Public Health Nursing	\$ 110,782	\$ 110,782	\$ 110,782	\$ -	0.00%	\$ 111,626	\$ 111,626	\$ 844	0.76%
Health Education	\$ 24,350	\$ 24,350	\$ 24,350	\$ -	0.00%	\$ 24,746	\$ 24,746	\$ 396	1.63%
Community Health Representatives	\$ 65,212	\$ 65,212	\$ 65,212	\$ -	0.00%	\$ 65,212	\$ 65,212	\$ -	0.00%
Immunization (Alaska)	\$ 2,183	\$ 2,183	\$ 2,183	\$ -	0.00%	\$ 2,183	\$ 2,183	\$ -	0.00%
<b>Subtotal, Preventative Health</b>	<b>\$ 202,527</b>	<b>\$ 202,527</b>	<b>\$ 202,527</b>	<b>\$ -</b>	<b>0.00%</b>	<b>\$ 203,767</b>	<b>\$ 203,767</b>	<b>\$ 1,240</b>	<b>0.61%</b>
<b>Other Services</b>									
Urban Indian Health	\$ 90,419	\$ 115,156	\$ 115,156	\$ 24,737	27.36%	\$ 92,419	\$ 92,419	\$ 2,000	2.21%
Indian Health Professions	\$ 80,568	\$ 94,324	\$ 94,324	\$ 13,756	17.07%	\$ 82,568	\$ 82,568	\$ 2,000	2.48%
Tribal Management Grant Program	\$ 2,986	\$ 2,986	\$ 2,986	\$ -	0.00%	\$ 2,986	\$ 2,986	\$ -	0.00%
Direct Operations	\$ 103,805	\$ 101,729	\$ 101,729	\$ (2,076)	-2.00%	\$ 103,805	\$ 103,805	\$ -	0.00%
Self-Governance	\$ 6,174	\$ 6,174	\$ 6,174	\$ -	0.00%	\$ 6,174	\$ 6,174	\$ -	0.00%
<b>Subtotal, Other Services</b>	<b>\$ 283,952</b>	<b>\$ 320,369</b>	<b>\$ 320,369</b>	<b>\$ 36,417</b>	<b>12.83%</b>	<b>\$ 287,952</b>	<b>\$ 287,952</b>	<b>\$ 4,000</b>	<b>1.41%</b>
<b>Indian Health Facilities</b>									
Maintenance and Improvement	\$ 170,595	\$ 170,595	\$ 170,595	\$ -	0.00%	\$ 170,595	\$ 170,595	\$ -	0.00%
Sanitation Facilities Construction	\$ 196,167	\$ 196,167	\$ 196,167	\$ -	0.00%	\$ 196,167	\$ -	\$ -	0.00%
Health Care Facilities Construction	\$ 260,896	\$ 260,899	\$ 260,899	\$ 3	0.00%	\$ 260,896	\$ -	\$ -	0.00%
Facilities and Environmental Health Support	\$ 298,297	\$ 306,176	\$ 306,176	\$ 7,879	2.64%	\$ 305,133	\$ 305,133	\$ 6,836	2.29%
Equipment	\$ 32,598	\$ 42,862	\$ 42,862	\$ 10,264	31.49%	\$ 32,598	\$ 32,598	\$ -	0.00%
<b>Subtotal, Indian Health Facilities</b>	<b>\$ 958,553</b>	<b>\$ 976,699</b>	<b>\$ 976,699</b>	<b>\$ 18,146</b>	<b>1.89%</b>	<b>\$ 965,389</b>	<b>\$ 508,326</b>	<b>\$ 6,836</b>	<b>0.71%</b>
<b>Rescission</b>	<b>\$ (29,388)</b>					<b>\$ (350,000)</b>			
<b>Contract support</b>	<b>\$ 969,000</b>	<b>\$ 1,051,000</b>	<b>\$ -</b>	<b>\$ 82,000</b>	<b>8.46%</b>	<b>\$ 1,051,000</b>	<b>\$ -</b>	<b>\$ 82,000</b>	<b>8.46%</b>
<b>Tribal Sec. 105(l) leases</b>	<b>\$ 111,000</b>	<b>\$ 149,000</b>	<b>\$ -</b>	<b>\$ 38,000</b>	<b>34.23%</b>	<b>\$ 149,000</b>	<b>\$ -</b>	<b>\$ 38,000</b>	<b>34.23%</b>
<b>Grand Total</b>	<b>\$ 6,928,835</b>	<b>\$ 7,078,223</b>	<b>\$ 5,878,223</b>	<b>\$ 120,000</b>	<b>1.73%</b>	<b>\$ 6,826,877</b>	<b>\$ 5,228,112</b>	<b>\$ 218,654</b>	<b>3.16%</b>

IHS Regular Appropriations (Dollars in Thousands)	FY 2023 Enacted	House				Senate			
		FY 2024	FY 2025	House vs Enacted		FY 2024	FY 2025	Senate vs Enacted	
<b>Clinical Services</b>									
Hospitals and Health Clinics	\$ 2,503,025	\$ 2,660,013	\$ 2,660,013	\$ 156,988	6.27%	\$ 2,578,585	\$ 2,578,585	\$ 75,560	3.02%
Electronic Health Record System	\$ 217,564	\$ 35,572	\$ 35,572	\$(181,992)	-83.65%	\$ 217,564	\$ -	\$ -	0.00%
Dental Health	\$ 248,098	\$ 288,230	\$ 288,230	\$ 40,132	16.18%	\$ 254,729	\$ 254,729	\$ 6,631	2.67%
Mental Health	\$ 127,171	\$ 130,864	\$ 130,864	\$ 3,693	2.90%	\$ 130,155	\$ 130,155	\$ 2,984	2.35%
Alcohol and Substance Abuse	\$ 266,440	\$ 267,194	\$ 267,194	\$ 754	0.28%	\$ 266,843	\$ 266,843	\$ 403	0.15%
Purchased/Referred Care	\$ 996,755	\$ 996,755	\$ 996,755	\$ -	0.00%	\$ 997,755	\$ 997,755	\$ 1,000	0.10%
Indian Health Care Improvement Fund	\$ 74,138	\$ -	\$ -	\$ (74,138)	-100.00%	\$ 74,138	\$ -	\$ -	0.00%
<b>Subtotal, Clinical Services</b>	<b>\$ 4,433,191</b>	<b>\$ 4,378,628</b>	<b>\$ 4,378,628</b>	<b>\$ (54,563)</b>	<b>-1.23%</b>	<b>\$ 4,519,769</b>		<b>\$ 86,578</b>	<b>1.95%</b>
<b>Preventative Health</b>									
Public Health Nursing	\$ 110,782	\$ 110,782	\$ 110,782	\$ -	0.00%	\$ 111,626	\$ 111,626	\$ 844	0.76%
Health Education	\$ 24,350	\$ 24,350	\$ 24,350	\$ -	0.00%	\$ 24,746	\$ 24,746	\$ 396	1.63%
Community Health Representatives	\$ 65,212	\$ 65,212	\$ 65,212	\$ -	0.00%	\$ 65,212	\$ 65,212	\$ -	0.00%
Immunization (Alaska)	\$ 2,183	\$ 2,183	\$ 2,183	\$ -	0.00%	\$ 2,183	\$ 2,183	\$ -	0.00%
<b>Subtotal, Preventative Health</b>	<b>\$ 202,527</b>	<b>\$ 202,527</b>	<b>\$ 202,527</b>	<b>\$ -</b>	<b>0.00%</b>	<b>\$ 203,767</b>	<b>\$ 203,767</b>	<b>\$ 1,240</b>	<b>0.61%</b>
<b>Other Services</b>									
Urban Indian Health	\$ 90,419	\$ 115,156	\$ 115,156	\$ 24,737	27.36%	\$ 92,419	\$ 92,419	\$ 2,000	2.21%
Indian Health Professions	\$ 80,568	\$ 94,324	\$ 94,324	\$ 13,756	17.07%	\$ 82,568	\$ 82,568	\$ 2,000	2.48%
Tribal Management Grant Program	\$ 2,986	\$ 2,986	\$ 2,986	\$ -	0.00%	\$ 2,986	\$ 2,986	\$ -	0.00%
Direct Operations	\$ 103,805	\$ 101,729	\$ 101,729	\$ (2,076)	-2.00%	\$ 103,805	\$ 103,805	\$ -	0.00%
Self-Governance	\$ 6,174	\$ 6,174	\$ 6,174	\$ -	0.00%	\$ 6,174	\$ 6,174	\$ -	0.00%
<b>Subtotal, Other Services</b>	<b>\$ 283,952</b>	<b>\$ 320,369</b>	<b>\$ 320,369</b>	<b>\$ 36,417</b>	<b>12.83%</b>	<b>\$ 287,952</b>	<b>\$ 287,952</b>	<b>\$ 4,000</b>	<b>1.41%</b>
<b>Indian Health Facilities</b>									
Maintenance and Improvement	\$ 170,595	\$ 170,595	\$ 170,595	\$ -	0.00%	\$ 170,595	\$ 170,595	\$ -	0.00%
Sanitation Facilities Construction	\$ 196,167	\$ 196,167	\$ 196,167	\$ -	0.00%	\$ 196,167	\$ -	\$ -	0.00%
Health Care Facilities Construction	\$ 260,896	\$ 260,899	\$ 260,899	\$ 3	0.00%	\$ 260,896	\$ -	\$ -	0.00%
Facilities and Environmental Health Support	\$ 298,297	\$ 306,176	\$ 306,176	\$ 7,879	2.64%	\$ 305,133	\$ 305,133	\$ 6,836	2.29%
Equipment	\$ 32,598	\$ 42,862	\$ 42,862	\$ 10,264	31.49%	\$ 32,598	\$ 32,598	\$ -	0.00%
<b>Subtotal, Indian Health Facilities</b>	<b>\$ 958,553</b>	<b>\$ 976,699</b>	<b>\$ 976,699</b>	<b>\$ 18,146</b>	<b>1.89%</b>	<b>\$ 965,389</b>	<b>\$ 508,326</b>	<b>\$ 6,836</b>	<b>0.71%</b>
<b>Rescission</b>	<b>\$ (29,388)</b>					<b>\$ (350,000)</b>			
<b>Contract support</b>	<b>\$ 969,000</b>	<b>\$ 1,051,000</b>	<b>\$ -</b>	<b>\$ 82,000</b>	<b>8.46%</b>	<b>\$ 1,051,000</b>	<b>\$ -</b>	<b>\$ 82,000</b>	<b>8.46%</b>
<b>Tribal Sec. 105(l) leases</b>	<b>\$ 111,000</b>	<b>\$ 149,000</b>	<b>\$ -</b>	<b>\$ 38,000</b>	<b>34.23%</b>	<b>\$ 149,000</b>	<b>\$ -</b>	<b>\$ 38,000</b>	<b>34.23%</b>
<b>Grand Total</b>	<b>\$ 6,928,835</b>	<b>\$ 7,078,223</b>	<b>\$ 5,878,223</b>	<b>\$ 120,000</b>	<b>1.73%</b>	<b>\$ 6,826,877</b>	<b>\$ 5,228,112</b>	<b>\$ 218,654</b>	<b>3.16%</b>

IHS Regular Appropriations (Dollars in Thousands)	FY 2023 Enacted	House			Senate				
		FY 2024	FY 2025	House vs Enacted	FY 2024	FY 2025	Senate vs Enacted		
<b>Clinical Services</b>									
Hospitals and Health Clinics	\$ 2,503,025	\$ 2,660,013	\$ 2,660,013	\$ 156,988	6.27%	\$ 2,578,585	\$ 2,578,585	\$ 75,560	3.02%
Electronic Health Record System	\$ 217,564	\$ 35,572	\$ 35,572	\$(181,992)	-83.65%	\$ 217,564	\$ -	\$ -	0.00%
Dental Health	\$ 248,098	\$ 288,230	\$ 288,230	\$ 40,132	16.18%	\$ 254,729	\$ 254,729	\$ 6,631	2.67%
Mental Health	\$ 127,171	\$ 130,864	\$ 130,864	\$ 3,693	2.90%	\$ 130,155	\$ 130,155	\$ 2,984	2.35%
Alcohol and Substance Abuse	\$ 266,440	\$ 267,194	\$ 267,194	\$ 754	0.28%	\$ 266,843	\$ 266,843	\$ 403	0.15%
Purchased/Referred Care	\$ 996,755	\$ 996,755	\$ 996,755	\$ -	0.00%	\$ 997,755	\$ 997,755	\$ 1,000	0.10%
Indian Health Care Improvement Fund	\$ 74,138	\$ -	\$ -	\$ (74,138)	-100.00%	\$ 74,138	\$ -	\$ -	0.00%
<b>Subtotal, Clinical Services</b>	<b>\$ 4,433,191</b>	<b>\$ 4,378,628</b>	<b>\$ 4,378,628</b>	<b>\$ (54,563)</b>	<b>-1.23%</b>	<b>\$ 4,519,769</b>		<b>\$ 86,578</b>	<b>1.95%</b>
<b>Preventative Health</b>									
Public Health Nursing	\$ 110,782	\$ 110,782	\$ 110,782	\$ -	0.00%	\$ 111,626	\$ 111,626	\$ 844	0.76%
Health Education	\$ 24,350	\$ 24,350	\$ 24,350	\$ -	0.00%	\$ 24,746	\$ 24,746	\$ 396	1.63%
Community Health Representatives	\$ 65,212	\$ 65,212	\$ 65,212	\$ -	0.00%	\$ 65,212	\$ 65,212	\$ -	0.00%
Immunization (Alaska)	\$ 2,183	\$ 2,183	\$ 2,183	\$ -	0.00%	\$ 2,183	\$ 2,183	\$ -	0.00%
<b>Subtotal, Preventative Health</b>	<b>\$ 202,527</b>	<b>\$ 202,527</b>	<b>\$ 202,527</b>	<b>\$ -</b>	<b>0.00%</b>	<b>\$ 203,767</b>	<b>\$ 203,767</b>	<b>\$ 1,240</b>	<b>0.61%</b>
<b>Other Services</b>									
Urban Indian Health	\$ 90,419	\$ 115,156	\$ 115,156	\$ 24,737	27.36%	\$ 92,419	\$ 92,419	\$ 2,000	2.21%
Indian Health Professions	\$ 80,568	\$ 94,324	\$ 94,324	\$ 13,756	17.07%	\$ 82,568	\$ 82,568	\$ 2,000	2.48%
Tribal Management Grant Program	\$ 2,986	\$ 2,986	\$ 2,986	\$ -	0.00%	\$ 2,986	\$ 2,986	\$ -	0.00%
Direct Operations	\$ 103,805	\$ 101,729	\$ 101,729	\$ (2,076)	-2.00%	\$ 103,805	\$ 103,805	\$ -	0.00%
Self-Governance	\$ 6,174	\$ 6,174	\$ 6,174	\$ -	0.00%	\$ 6,174	\$ 6,174	\$ -	0.00%
<b>Subtotal, Other Services</b>	<b>\$ 283,952</b>	<b>\$ 320,369</b>	<b>\$ 320,369</b>	<b>\$ 36,417</b>	<b>12.83%</b>	<b>\$ 287,952</b>	<b>\$ 287,952</b>	<b>\$ 4,000</b>	<b>1.41%</b>
<b>Indian Health Facilities</b>									
Maintenance and Improvement	\$ 170,595	\$ 170,595	\$ 170,595	\$ -	0.00%	\$ 170,595	\$ 170,595	\$ -	0.00%
Sanitation Facilities Construction	\$ 196,167	\$ 196,167	\$ 196,167	\$ -	0.00%	\$ 196,167	\$ -	\$ -	0.00%
Health Care Facilities Construction	\$ 260,896	\$ 260,899	\$ 260,899	\$ 3	0.00%	\$ 260,896	\$ -	\$ -	0.00%
Facilities and Environmental Health Support	\$ 298,297	\$ 306,176	\$ 306,176	\$ 7,879	2.64%	\$ 305,133	\$ 305,133	\$ 6,836	2.29%
Equipment	\$ 32,598	\$ 42,862	\$ 42,862	\$ 10,264	31.49%	\$ 32,598	\$ 32,598	\$ -	0.00%
<b>Subtotal, Indian Health Facilities</b>	<b>\$ 958,553</b>	<b>\$ 976,699</b>	<b>\$ 976,699</b>	<b>\$ 18,146</b>	<b>1.89%</b>	<b>\$ 965,389</b>	<b>\$ 508,326</b>	<b>\$ 6,836</b>	<b>0.71%</b>
<b>Rescission</b>	<b>\$ (29,388)</b>					<b>\$ (350,000)</b>			
<b>Contract support</b>	<b>\$ 969,000</b>	<b>\$ 1,051,000</b>	<b>\$ -</b>	<b>\$ 82,000</b>	<b>8.46%</b>	<b>\$ 1,051,000</b>	<b>\$ -</b>	<b>\$ 82,000</b>	<b>8.46%</b>
<b>Tribal Sec. 105(l) leases</b>	<b>\$ 111,000</b>	<b>\$ 149,000</b>	<b>\$ -</b>	<b>\$ 38,000</b>	<b>34.23%</b>	<b>\$ 149,000</b>	<b>\$ -</b>	<b>\$ 38,000</b>	<b>34.23%</b>
<b>Grand Total</b>	<b>\$ 6,928,835</b>	<b>\$ 7,078,223</b>	<b>\$ 5,878,223</b>	<b>\$ 120,000</b>	<b>1.73%</b>	<b>\$ 6,826,877</b>	<b>\$ 5,228,112</b>	<b>\$ 218,654</b>	<b>3.16%</b>

IHS Regular Appropriations (Dollars in Thousands)	FY 2023 Enacted	House			Senate				
		FY 2024	FY 2025	House vs Enacted	FY 2024	FY 2025	Senate vs Enacted		
<b>Clinical Services</b>									
Hospitals and Health Clinics	\$ 2,503,025	\$ 2,660,013	\$ 2,660,013	\$ 156,988	6.27%	\$ 2,578,585	\$ 2,578,585	\$ 75,560	3.02%
Electronic Health Record System	\$ 217,564	\$ 35,572	\$ 35,572	\$(181,992)	-83.65%	\$ 217,564	\$ -	\$ -	0.00%
Dental Health	\$ 248,098	\$ 288,230	\$ 288,230	\$ 40,132	16.18%	\$ 254,729	\$ 254,729	\$ 6,631	2.67%
Mental Health	\$ 127,171	\$ 130,864	\$ 130,864	\$ 3,693	2.90%	\$ 130,155	\$ 130,155	\$ 2,984	2.35%
Alcohol and Substance Abuse	\$ 266,440	\$ 267,194	\$ 267,194	\$ 754	0.28%	\$ 266,843	\$ 266,843	\$ 403	0.15%
Purchased/Referred Care	\$ 996,755	\$ 996,755	\$ 996,755	\$ -	0.00%	\$ 997,755	\$ 997,755	\$ 1,000	0.10%
Indian Health Care Improvement Fund	\$ 74,138	\$ -	\$ -	\$(74,138)	-100.00%	\$ 74,138	\$ -	\$ -	0.00%
<b>Subtotal, Clinical Services</b>	<b>\$ 4,433,191</b>	<b>\$ 4,378,628</b>	<b>\$ 4,378,628</b>	<b>\$(54,563)</b>	<b>-1.23%</b>	<b>\$ 4,519,769</b>		<b>\$ 86,578</b>	<b>1.95%</b>
<b>Preventative Health</b>									
Public Health Nursing	\$ 110,782	\$ 110,782	\$ 110,782	\$ -	0.00%	\$ 111,626	\$ 111,626	\$ 844	0.76%
Health Education	\$ 24,350	\$ 24,350	\$ 24,350	\$ -	0.00%	\$ 24,746	\$ 24,746	\$ 396	1.63%
Community Health Representatives	\$ 65,212	\$ 65,212	\$ 65,212	\$ -	0.00%	\$ 65,212	\$ 65,212	\$ -	0.00%
Immunization (Alaska)	\$ 2,183	\$ 2,183	\$ 2,183	\$ -	0.00%	\$ 2,183	\$ 2,183	\$ -	0.00%
<b>Subtotal, Preventative Health</b>	<b>\$ 202,527</b>	<b>\$ 202,527</b>	<b>\$ 202,527</b>	<b>\$ -</b>	<b>0.00%</b>	<b>\$ 203,767</b>	<b>\$ 203,767</b>	<b>\$ 1,240</b>	<b>0.61%</b>
<b>Other Services</b>									
Urban Indian Health	\$ 90,419	\$ 115,156	\$ 115,156	\$ 24,737	27.36%	\$ 92,419	\$ 92,419	\$ 2,000	2.21%
Indian Health Professions	\$ 80,568	\$ 94,324	\$ 94,324	\$ 13,756	17.07%	\$ 82,568	\$ 82,568	\$ 2,000	2.48%
Tribal Management Grant Program	\$ 2,986	\$ 2,986	\$ 2,986	\$ -	0.00%	\$ 2,986	\$ 2,986	\$ -	0.00%
Direct Operations	\$ 103,805	\$ 101,729	\$ 101,729	\$ (2,076)	-2.00%	\$ 103,805	\$ 103,805	\$ -	0.00%
Self-Governance	\$ 6,174	\$ 6,174	\$ 6,174	\$ -	0.00%	\$ 6,174	\$ 6,174	\$ -	0.00%
<b>Subtotal, Other Services</b>	<b>\$ 283,952</b>	<b>\$ 320,369</b>	<b>\$ 320,369</b>	<b>\$ 36,417</b>	<b>12.83%</b>	<b>\$ 287,952</b>	<b>\$ 287,952</b>	<b>\$ 4,000</b>	<b>1.41%</b>
<b>Indian Health Facilities</b>									
Maintenance and Improvement	\$ 170,595	\$ 170,595	\$ 170,595	\$ -	0.00%	\$ 170,595	\$ 170,595	\$ -	0.00%
Sanitation Facilities Construction	\$ 196,167	\$ 196,167	\$ 196,167	\$ -	0.00%	\$ 196,167	\$ -	\$ -	0.00%
Health Care Facilities Construction	\$ 260,896	\$ 260,899	\$ 260,899	\$ 3	0.00%	\$ 260,896	\$ -	\$ -	0.00%
Facilities and Environmental Health Support	\$ 298,297	\$ 306,176	\$ 306,176	\$ 7,879	2.64%	\$ 305,133	\$ 305,133	\$ 6,836	2.29%
Equipment	\$ 32,598	\$ 42,862	\$ 42,862	\$ 10,264	31.49%	\$ 32,598	\$ 32,598	\$ -	0.00%
<b>Subtotal, Indian Health Facilities</b>	<b>\$ 958,553</b>	<b>\$ 976,699</b>	<b>\$ 976,699</b>	<b>\$ 18,146</b>	<b>1.89%</b>	<b>\$ 965,389</b>	<b>\$ 508,326</b>	<b>\$ 6,836</b>	<b>0.71%</b>
<b>Rescission</b>	<b>\$ (29,388)</b>					<b>\$ (350,000)</b>			
<b>Contract support</b>	<b>\$ 969,000</b>	<b>\$ 1,051,000</b>	<b>\$ -</b>	<b>\$ 82,000</b>	<b>8.46%</b>	<b>\$ 1,051,000</b>	<b>\$ -</b>	<b>\$ 82,000</b>	<b>8.46%</b>
<b>Tribal Sec. 105(l) leases</b>	<b>\$ 111,000</b>	<b>\$ 149,000</b>	<b>\$ -</b>	<b>\$ 38,000</b>	<b>34.23%</b>	<b>\$ 149,000</b>	<b>\$ -</b>	<b>\$ 38,000</b>	<b>34.23%</b>
<b>Grand Total</b>	<b>\$ 6,928,835</b>	<b>\$ 7,078,223</b>	<b>\$ 5,878,223</b>	<b>\$ 120,000</b>	<b>1.73%</b>	<b>\$ 6,826,877</b>	<b>\$ 5,228,112</b>	<b>\$ 218,654</b>	<b>3.16%</b>



IHS Regular Appropriations (Dollars in Thousands)	FY 2023 Enacted	House				Senate			
		FY 2024	FY 2025	House vs Enacted		FY 2024	FY 2025	Senate vs Enacted	
<b>Clinical Services</b>									
Hospitals and Health Clinics	\$ 2,503,025	\$ 2,660,013	\$ 2,660,013	\$ 156,988	6.27%	\$ 2,578,585	\$ 2,578,585	\$ 75,560	3.02%
Electronic Health Record System	\$ 217,564	\$ 35,572	\$ 35,572	\$(181,992)	-83.65%	\$ 217,564	\$ -	\$ -	0.00%
Dental Health	\$ 248,098	\$ 288,230	\$ 288,230	\$ 40,132	16.18%	\$ 254,729	\$ 254,729	\$ 6,631	2.67%
Mental Health	\$ 127,171	\$ 130,864	\$ 130,864	\$ 3,693	2.90%	\$ 130,155	\$ 130,155	\$ 2,984	2.35%
Alcohol and Substance Abuse	\$ 266,440	\$ 267,194	\$ 267,194	\$ 754	0.28%	\$ 266,843	\$ 266,843	\$ 403	0.15%
Purchased/Referred Care	\$ 996,755	\$ 996,755	\$ 996,755	\$ -	0.00%	\$ 997,755	\$ 997,755	\$ 1,000	0.10%
Indian Health Care Improvement Fund	\$ 74,138	\$ -	\$ -	\$ (74,138)	-100.00%	\$ 74,138	\$ -	\$ -	0.00%
<b>Subtotal, Clinical Services</b>	<b>\$ 4,433,191</b>	<b>\$ 4,378,628</b>	<b>\$ 4,378,628</b>	<b>\$ (54,563)</b>	<b>-1.23%</b>	<b>\$ 4,519,769</b>		<b>\$ 86,578</b>	<b>1.95%</b>
<b>Preventative Health</b>									
Public Health Nursing	\$ 110,782	\$ 110,782	\$ 110,782	\$ -	0.00%	\$ 111,626	\$ 111,626	\$ 844	0.76%
Health Education	\$ 24,350	\$ 24,350	\$ 24,350	\$ -	0.00%	\$ 24,746	\$ 24,746	\$ 396	1.63%
Community Health Representatives	\$ 65,212	\$ 65,212	\$ 65,212	\$ -	0.00%	\$ 65,212	\$ 65,212	\$ -	0.00%
Immunization (Alaska)	\$ 2,183	\$ 2,183	\$ 2,183	\$ -	0.00%	\$ 2,183	\$ 2,183	\$ -	0.00%
<b>Subtotal, Preventative Health</b>	<b>\$ 202,527</b>	<b>\$ 202,527</b>	<b>\$ 202,527</b>	<b>\$ -</b>	<b>0.00%</b>	<b>\$ 203,767</b>	<b>\$ 203,767</b>	<b>\$ 1,240</b>	<b>0.61%</b>
<b>Other Services</b>									
Urban Indian Health	\$ 90,419	\$ 115,156	\$ 115,156	\$ 24,737	27.36%	\$ 92,419	\$ 92,419	\$ 2,000	2.21%
Indian Health Professions	\$ 80,568	\$ 94,324	\$ 94,324	\$ 13,756	17.07%	\$ 82,568	\$ 82,568	\$ 2,000	2.48%
Tribal Management Grant Program	\$ 2,986	\$ 2,986	\$ 2,986	\$ -	0.00%	\$ 2,986	\$ 2,986	\$ -	0.00%
Direct Operations	\$ 103,805	\$ 101,729	\$ 101,729	\$ (2,076)	-2.00%	\$ 103,805	\$ 103,805	\$ -	0.00%
Self-Governance	\$ 6,174	\$ 6,174	\$ 6,174	\$ -	0.00%	\$ 6,174	\$ 6,174	\$ -	0.00%
<b>Subtotal, Other Services</b>	<b>\$ 283,952</b>	<b>\$ 320,369</b>	<b>\$ 320,369</b>	<b>\$ 36,417</b>	<b>12.83%</b>	<b>\$ 287,952</b>	<b>\$ 287,952</b>	<b>\$ 4,000</b>	<b>1.41%</b>
<b>Indian Health Facilities</b>									
Maintenance and Improvement	\$ 170,595	\$ 170,595	\$ 170,595	\$ -	0.00%	\$ 170,595	\$ 170,595	\$ -	0.00%
Sanitation Facilities Construction	\$ 196,167	\$ 196,167	\$ 196,167	\$ -	0.00%	\$ 196,167	\$ -	\$ -	0.00%
Health Care Facilities Construction	\$ 260,896	\$ 260,899	\$ 260,899	\$ 3	0.00%	\$ 260,896	\$ -	\$ -	0.00%
Facilities and Environmental Health Support	\$ 298,297	\$ 306,176	\$ 306,176	\$ 7,879	2.64%	\$ 305,133	\$ 305,133	\$ 6,836	2.29%
Equipment	\$ 32,598	\$ 42,862	\$ 42,862	\$ 10,264	31.49%	\$ 32,598	\$ 32,598	\$ -	0.00%
<b>Subtotal, Indian Health Facilities</b>	<b>\$ 958,553</b>	<b>\$ 976,699</b>	<b>\$ 976,699</b>	<b>\$ 18,146</b>	<b>1.89%</b>	<b>\$ 965,389</b>	<b>\$ 508,326</b>	<b>\$ 6,836</b>	<b>0.71%</b>
<b>Rescission</b>	<b>\$ (29,388)</b>					<b>\$ (350,000)</b>			
<b>Contract support</b>	<b>\$ 969,000</b>	<b>\$ 1,051,000</b>	<b>\$ -</b>	<b>\$ 82,000</b>	<b>8.46%</b>	<b>\$ 1,051,000</b>	<b>\$ -</b>	<b>\$ 82,000</b>	<b>8.46%</b>
<b>Tribal Sec. 105(l) leases</b>	<b>\$ 111,000</b>	<b>\$ 149,000</b>	<b>\$ -</b>	<b>\$ 38,000</b>	<b>34.23%</b>	<b>\$ 149,000</b>	<b>\$ -</b>	<b>\$ 38,000</b>	<b>34.23%</b>
<b>Grand Total</b>	<b>\$ 6,928,835</b>	<b>\$ 7,078,223</b>	<b>\$ 5,878,223</b>	<b>\$ 120,000</b>	<b>1.73%</b>	<b>\$ 6,826,877</b>	<b>\$ 5,228,112</b>	<b>\$ 218,654</b>	<b>3.16%</b>

IHS Regular Appropriations (Dollars in Thousands)	FY 2023 Enacted	House				Senate			
		FY 2024	FY 2025	House vs Enacted		FY 2024	FY 2025	Senate vs Enacted	
<b>Clinical Services</b>									
Hospitals and Health Clinics	\$ 2,503,025	\$ 2,660,013	\$ 2,660,013	\$ 156,988	6.27%	\$ 2,578,585	\$ 2,578,585	\$ 75,560	3.02%
Electronic Health Record System	\$ 217,564	\$ 35,572	\$ 35,572	\$(181,992)	-83.65%	\$ 217,564	\$ -	\$ -	0.00%
Dental Health	\$ 248,098	\$ 288,230	\$ 288,230	\$ 40,132	16.18%	\$ 254,729	\$ 254,729	\$ 6,631	2.67%
Mental Health	\$ 127,171	\$ 130,864	\$ 130,864	\$ 3,693	2.90%	\$ 130,155	\$ 130,155	\$ 2,984	2.35%
Alcohol and Substance Abuse	\$ 266,440	\$ 267,194	\$ 267,194	\$ 754	0.28%	\$ 266,843	\$ 266,843	\$ 403	0.15%
Purchased/Referred Care	\$ 996,755	\$ 996,755	\$ 996,755	\$ -	0.00%	\$ 997,755	\$ 997,755	\$ 1,000	0.10%
Indian Health Care Improvement Fund	\$ 74,138	\$ -	\$ -	\$ (74,138)	-100.00%	\$ 74,138	\$ -	\$ -	0.00%
<b>Subtotal, Clinical Services</b>	<b>\$ 4,433,191</b>	<b>\$ 4,378,628</b>	<b>\$ 4,378,628</b>	<b>\$ (54,563)</b>	<b>-1.23%</b>	<b>\$ 4,519,769</b>		<b>\$ 86,578</b>	<b>1.95%</b>
<b>Preventative Health</b>									
Public Health Nursing	\$ 110,782	\$ 110,782	\$ 110,782	\$ -	0.00%	\$ 111,626	\$ 111,626	\$ 844	0.76%
Health Education	\$ 24,350	\$ 24,350	\$ 24,350	\$ -	0.00%	\$ 24,746	\$ 24,746	\$ 396	1.63%
Community Health Representatives	\$ 65,212	\$ 65,212	\$ 65,212	\$ -	0.00%	\$ 65,212	\$ 65,212	\$ -	0.00%
Immunization (Alaska)	\$ 2,183	\$ 2,183	\$ 2,183	\$ -	0.00%	\$ 2,183	\$ 2,183	\$ -	0.00%
<b>Subtotal, Preventative Health</b>	<b>\$ 202,527</b>	<b>\$ 202,527</b>	<b>\$ 202,527</b>	<b>\$ -</b>	<b>0.00%</b>	<b>\$ 203,767</b>	<b>\$ 203,767</b>	<b>\$ 1,240</b>	<b>0.61%</b>
<b>Other Services</b>									
Urban Indian Health	\$ 90,419	\$ 115,156	\$ 115,156	\$ 24,737	27.36%	\$ 92,419	\$ 92,419	\$ 2,000	2.21%
Indian Health Professions	\$ 80,568	\$ 94,324	\$ 94,324	\$ 13,756	17.07%	\$ 82,568	\$ 82,568	\$ 2,000	2.48%
Tribal Management Grant Program	\$ 2,986	\$ 2,986	\$ 2,986	\$ -	0.00%	\$ 2,986	\$ 2,986	\$ -	0.00%
Direct Operations	\$ 103,805	\$ 101,729	\$ 101,729	\$ (2,076)	-2.00%	\$ 103,805	\$ 103,805	\$ -	0.00%
Self-Governance	\$ 6,174	\$ 6,174	\$ 6,174	\$ -	0.00%	\$ 6,174	\$ 6,174	\$ -	0.00%
<b>Subtotal, Other Services</b>	<b>\$ 283,952</b>	<b>\$ 320,369</b>	<b>\$ 320,369</b>	<b>\$ 36,417</b>	<b>12.83%</b>	<b>\$ 287,952</b>	<b>\$ 287,952</b>	<b>\$ 4,000</b>	<b>1.41%</b>
<b>Indian Health Facilities</b>									
Maintenance and Improvement	\$ 170,595	\$ 170,595	\$ 170,595	\$ -	0.00%	\$ 170,595	\$ 170,595	\$ -	0.00%
Sanitation Facilities Construction	\$ 196,167	\$ 196,167	\$ 196,167	\$ -	0.00%	\$ 196,167	\$ -	\$ -	0.00%
Health Care Facilities Construction	\$ 260,896	\$ 260,899	\$ 260,899	\$ 3	0.00%	\$ 260,896	\$ -	\$ -	0.00%
Facilities and Environmental Health Support	\$ 298,297	\$ 306,176	\$ 306,176	\$ 7,879	2.64%	\$ 305,133	\$ 305,133	\$ 6,836	2.29%
Equipment	\$ 32,598	\$ 42,862	\$ 42,862	\$ 10,264	31.49%	\$ 32,598	\$ 32,598	\$ -	0.00%
<b>Subtotal, Indian Health Facilities</b>	<b>\$ 958,553</b>	<b>\$ 976,699</b>	<b>\$ 976,699</b>	<b>\$ 18,146</b>	<b>1.89%</b>	<b>\$ 965,389</b>	<b>\$ 508,326</b>	<b>\$ 6,836</b>	<b>0.71%</b>
<b>Rescission</b>	<b>\$ (29,388)</b>					<b>\$ (350,000)</b>			
<b>Contract support</b>	<b>\$ 969,000</b>	<b>\$ 1,051,000</b>	<b>\$ -</b>	<b>\$ 82,000</b>	<b>8.46%</b>	<b>\$ 1,051,000</b>	<b>\$ -</b>	<b>\$ 82,000</b>	<b>8.46%</b>
<b>Tribal Sec. 105(l) leases</b>	<b>\$ 111,000</b>	<b>\$ 149,000</b>	<b>\$ -</b>	<b>\$ 38,000</b>	<b>34.23%</b>	<b>\$ 149,000</b>	<b>\$ -</b>	<b>\$ 38,000</b>	<b>34.23%</b>
<b>Grand Total</b>	<b>\$ 6,928,835</b>	<b>\$ 7,078,223</b>	<b>\$ 5,878,223</b>	<b>\$ 120,000</b>	<b>1.73%</b>	<b>\$ 6,826,877</b>	<b>\$ 5,228,112</b>	<b>\$ 218,654</b>	<b>3.16%</b>

IHS Regular Appropriations (Dollars in Thousands)	FY 2023 Enacted	House				Senate			
		FY 2024	FY 2025	House vs Enacted		FY 2024	FY 2025	Senate vs Enacted	
<b>Clinical Services</b>									
Hospitals and Health Clinics	\$ 2,503,025	\$ 2,660,013	\$ 2,660,013	\$ 156,988	6.27%	\$ 2,578,585	\$ 2,578,585	\$ 75,560	3.02%
Electronic Health Record System	\$ 217,564	\$ 35,572	\$ 35,572	\$(181,992)	-83.65%	\$ 217,564	\$ -	\$ -	0.00%
Dental Health	\$ 248,098	\$ 288,230	\$ 288,230	\$ 40,132	16.18%	\$ 254,729	\$ 254,729	\$ 6,631	2.67%
Mental Health	\$ 127,171	\$ 130,864	\$ 130,864	\$ 3,693	2.90%	\$ 130,155	\$ 130,155	\$ 2,984	2.35%
Alcohol and Substance Abuse	\$ 266,440	\$ 267,194	\$ 267,194	\$ 754	0.28%	\$ 266,843	\$ 266,843	\$ 403	0.15%
Purchased/Referred Care	\$ 996,755	\$ 996,755	\$ 996,755	\$ -	0.00%	\$ 997,755	\$ 997,755	\$ 1,000	0.10%
Indian Health Care Improvement Fund	\$ 74,138	\$ -	\$ -	\$ (74,138)	-100.00%	\$ 74,138	\$ -	\$ -	0.00%
<b>Subtotal, Clinical Services</b>	<b>\$ 4,433,191</b>	<b>\$ 4,378,628</b>	<b>\$ 4,378,628</b>	<b>\$ (54,563)</b>	<b>-1.23%</b>	<b>\$ 4,519,769</b>		<b>\$ 86,578</b>	<b>1.95%</b>
<b>Preventative Health</b>									
Public Health Nursing	\$ 110,782	\$ 110,782	\$ 110,782	\$ -	0.00%	\$ 111,626	\$ 111,626	\$ 844	0.76%
Health Education	\$ 24,350	\$ 24,350	\$ 24,350	\$ -	0.00%	\$ 24,746	\$ 24,746	\$ 396	1.63%
Community Health Representatives	\$ 65,212	\$ 65,212	\$ 65,212	\$ -	0.00%	\$ 65,212	\$ 65,212	\$ -	0.00%
Immunization (Alaska)	\$ 2,183	\$ 2,183	\$ 2,183	\$ -	0.00%	\$ 2,183	\$ 2,183	\$ -	0.00%
<b>Subtotal, Preventative Health</b>	<b>\$ 202,527</b>	<b>\$ 202,527</b>	<b>\$ 202,527</b>	<b>\$ -</b>	<b>0.00%</b>	<b>\$ 203,767</b>	<b>\$ 203,767</b>	<b>\$ 1,240</b>	<b>0.61%</b>
<b>Other Services</b>									
Urban Indian Health	\$ 90,419	\$ 115,156	\$ 115,156	\$ 24,737	27.36%	\$ 92,419	\$ 92,419	\$ 2,000	2.21%
Indian Health Professions	\$ 80,568	\$ 94,324	\$ 94,324	\$ 13,756	17.07%	\$ 82,568	\$ 82,568	\$ 2,000	2.48%
Tribal Management Grant Program	\$ 2,986	\$ 2,986	\$ 2,986	\$ -	0.00%	\$ 2,986	\$ 2,986	\$ -	0.00%
Direct Operations	\$ 103,805	\$ 101,729	\$ 101,729	\$ (2,076)	-2.00%	\$ 103,805	\$ 103,805	\$ -	0.00%
Self-Governance	\$ 6,174	\$ 6,174	\$ 6,174	\$ -	0.00%	\$ 6,174	\$ 6,174	\$ -	0.00%
<b>Subtotal, Other Services</b>	<b>\$ 283,952</b>	<b>\$ 320,369</b>	<b>\$ 320,369</b>	<b>\$ 36,417</b>	<b>12.83%</b>	<b>\$ 287,952</b>	<b>\$ 287,952</b>	<b>\$ 4,000</b>	<b>1.41%</b>
<b>Indian Health Facilities</b>									
Maintenance and Improvement	\$ 170,595	\$ 170,595	\$ 170,595	\$ -	0.00%	\$ 170,595	\$ 170,595	\$ -	0.00%
Sanitation Facilities Construction	\$ 196,167	\$ 196,167	\$ 196,167	\$ -	0.00%	\$ 196,167	\$ -	\$ -	0.00%
Health Care Facilities Construction	\$ 260,896	\$ 260,899	\$ 260,899	\$ 3	0.00%	\$ 260,896	\$ -	\$ -	0.00%
Facilities and Environmental Health Support	\$ 298,297	\$ 306,176	\$ 306,176	\$ 7,879	2.64%	\$ 305,133	\$ 305,133	\$ 6,836	2.29%
Equipment	\$ 32,598	\$ 42,862	\$ 42,862	\$ 10,264	31.49%	\$ 32,598	\$ 32,598	\$ -	0.00%
<b>Subtotal, Indian Health Facilities</b>	<b>\$ 958,553</b>	<b>\$ 976,699</b>	<b>\$ 976,699</b>	<b>\$ 18,146</b>	<b>1.89%</b>	<b>\$ 965,389</b>	<b>\$ 508,326</b>	<b>\$ 6,836</b>	<b>0.71%</b>
<b>Rescission</b>	<b>\$ (29,388)</b>					<b>\$ (350,000)</b>			
<b>Contract support</b>	<b>\$ 969,000</b>	<b>\$ 1,051,000</b>	<b>\$ -</b>	<b>\$ 82,000</b>	<b>8.46%</b>	<b>\$ 1,051,000</b>	<b>\$ -</b>	<b>\$ 82,000</b>	<b>8.46%</b>
<b>Tribal Sec. 105(l) leases</b>	<b>\$ 111,000</b>	<b>\$ 149,000</b>	<b>\$ -</b>	<b>\$ 38,000</b>	<b>34.23%</b>	<b>\$ 149,000</b>	<b>\$ -</b>	<b>\$ 38,000</b>	<b>34.23%</b>
<b>Grand Total</b>	<b>\$ 6,928,835</b>	<b>\$ 7,078,223</b>	<b>\$ 5,878,223</b>	<b>\$ 120,000</b>	<b>1.73%</b>	<b>\$ 6,826,877</b>	<b>\$ 5,228,112</b>	<b>\$ 218,654</b>	<b>3.16%</b>

IHS Regular Appropriations (Dollars in Thousands)	FY 2023 Enacted	House			Senate				
		FY 2024	FY 2025	House vs Enacted	FY 2024	FY 2025	Senate vs Enacted		
<b>Clinical Services</b>									
Hospitals and Health Clinics	\$ 2,503,025	\$ 2,660,013	\$ 2,660,013	\$ 156,988	6.27%	\$ 2,578,585	\$ 2,578,585	\$ 75,560	3.02%
Electronic Health Record System	\$ 217,564	\$ 35,572	\$ 35,572	\$(181,992)	-83.65%	\$ 217,564	\$ -	\$ -	0.00%
Dental Health	\$ 248,098	\$ 288,230	\$ 288,230	\$ 40,132	16.18%	\$ 254,729	\$ 254,729	\$ 6,631	2.67%
Mental Health	\$ 127,171	\$ 130,864	\$ 130,864	\$ 3,693	2.90%	\$ 130,155	\$ 130,155	\$ 2,984	2.35%
Alcohol and Substance Abuse	\$ 266,440	\$ 267,194	\$ 267,194	\$ 754	0.28%	\$ 266,843	\$ 266,843	\$ 403	0.15%
Purchased/Referred Care	\$ 996,755	\$ 996,755	\$ 996,755	\$ -	0.00%	\$ 997,755	\$ 997,755	\$ 1,000	0.10%
Indian Health Care Improv								\$ -	0.00%
<b>Subtotal</b>								\$ 86,578	1.95%
<b>Preventative Health</b>									
Public Health Nursing						111,626	\$ 844	0.76%	
Health Education						24,746	\$ 396	1.63%	
Community Health Represe						65,212	\$ -	0.00%	
Immunization (Alaska)						2,183	\$ -	0.00%	
<b>Subtotal</b>						203,767	\$ 1,240	0.61%	
<b>Other Services</b>									
Urban Indian Health						92,419	\$ 2,000	2.21%	
Indian Health Professions						82,568	\$ 2,000	2.48%	
Tribal Management Grant						2,986	\$ -	0.00%	
Direct Operations						103,805	\$ -	0.00%	
Self-Governance						6,174	\$ -	0.00%	
<b>Subtotal</b>						287,952	\$ 4,000	1.41%	
<b>Indian Health Facilities</b>									
Maintenance and Improvement	\$ 170,595	\$ 170,595	\$ 170,595	\$ -	0.00%	\$ 170,595	\$ 170,595	\$ -	0.00%
Sanitation Facilities Construction	\$ 196,167	\$ 196,167	\$ 196,167	\$ -	0.00%	\$ 196,167	\$ -	\$ -	0.00%
Health Care Facilities Construction	\$ 260,896	\$ 260,899	\$ 260,899	\$ 3	0.00%	\$ 260,896	\$ -	\$ -	0.00%
Facilities and Environmental Health Support	\$ 298,297	\$ 306,176	\$ 306,176	\$ 7,879	2.64%	\$ 305,133	\$ 305,133	\$ 6,836	2.29%
Equipment	\$ 32,598	\$ 42,862	\$ 42,862	\$ 10,264	31.49%	\$ 32,598	\$ 32,598	\$ -	0.00%
<b>Subtotal, Indian Health Facilities</b>	\$ 958,553	\$ 976,699	\$ 976,699	\$ 18,146	1.89%	\$ 965,389	\$ 508,326	\$ 6,836	0.71%
<b>Rescission</b>	\$ (29,388)					\$ (350,000)			
<b>Contract support</b>	\$ 969,000	\$ 1,051,000	\$ -	\$ 82,000	8.46%	\$ 1,051,000	\$ -	\$ 82,000	8.46%
<b>Tribal Sec. 105(l) leases</b>	\$ 111,000	\$ 149,000	\$ -	\$ 38,000	34.23%	\$ 149,000	\$ -	\$ 38,000	34.23%
<b>Grand Total</b>	\$ 6,928,835	\$ 7,078,223	\$ 5,878,223	\$ 120,000	1.73%	\$ 6,826,877	\$ 5,228,112	\$ 218,654	3.16%

7 **CONTRACT SUPPORT COSTS**

8 For payments to Tribes and Tribal organizations for

9 contract support costs associated with Indian Self-Deter-

10 mination and Education Assistance Act agreements with

11 the Indian Health Service for fiscal year 2024, such sums


12 as may be necessary; *Provided, That notwithstanding any*

IHS Regular Appropriations (Dollars in Thousands)	FY 2023 Enacted	House			Senate				
		FY 2024	FY 2025	House vs Enacted	FY 2024	FY 2025	Senate vs Enacted		
<b>Clinical Services</b>									
Hospitals and Health Clinics	\$ 2,503,025	\$ 2,660,013	\$ 2,660,013	\$ 156,988	6.27%	\$ 2,578,585	\$ 2,578,585	\$ 75,560	3.02%
Electronic Health Record System	\$ 217,564	\$ 35,572	\$ 35,572	\$(181,992)	-83.65%	\$ 217,564	\$ -	\$ -	0.00%
Dental Health	\$ 248,098	\$ 288,230	\$ 288,230	\$ 40,132	16.18%	\$ 254,729	\$ 254,729	\$ 6,631	2.67%
Mental Health	\$ 127,171	\$ 130,864	\$ 130,864	\$ 3,693	2.90%	\$ 130,155	\$ 130,155	\$ 2,984	2.35%
Alcohol and Substance Abuse	\$ 266,440	\$ 267,194	\$ 267,194	\$ 754	0.28%	\$ 266,843	\$ 266,843	\$ 403	0.15%
Purchased/Referred Care	\$ 996,755	\$ 996,755	\$ 996,755	\$ -	0.00%	\$ 997,755	\$ 997,755	\$ 1,000	0.10%
Indian Health Care Improvement Fund	\$ 74,138	\$ -	\$ -	\$ (74,138)	-100.00%	\$ 74,138	\$ -	\$ -	0.00%
<b>Subtotal, Clinical Services</b>	<b>\$ 4,433,191</b>	<b>\$ 4,378,628</b>	<b>\$ 4,378,628</b>	<b>\$ (54,563)</b>	<b>-1.23%</b>	<b>\$ 4,519,769</b>		<b>\$ 86,578</b>	<b>1.95%</b>
<b>Preventative Health</b>									
Public Health Nursing	\$ 110,782	\$ 110,782	\$ 110,782	\$ -	0.00%	\$ 111,626	\$ 111,626	\$ 844	0.76%
Health Education	\$ 24,350	\$ 24,350	\$ 24,350	\$ -	0.00%	\$ 24,746	\$ 24,746	\$ 396	1.63%
Community Health Representatives	\$ 65,212	\$ 65,212	\$ 65,212	\$ -	0.00%	\$ 65,212	\$ 65,212	\$ -	0.00%
Immunization (Alaska)	\$ 2,183	\$ 2,183	\$ 2,183	\$ -	0.00%	\$ 2,183	\$ 2,183	\$ -	0.00%
<b>Subtotal, Preventative Health</b>	<b>\$ 202,527</b>	<b>\$ 202,527</b>	<b>\$ 202,527</b>	<b>\$ -</b>	<b>0.00%</b>	<b>\$ 203,767</b>	<b>\$ 203,767</b>	<b>\$ 1,240</b>	<b>0.61%</b>
<b>Other Services</b>									
Urban Indian Health	\$ 90,419	\$ 115,156	\$ 115,156	\$ 24,737	27.36%	\$ 92,419	\$ 92,419	\$ 2,000	2.21%
Indian Health Professions	\$ 80,568	\$ 94,324	\$ 94,324	\$ 13,756	17.07%	\$ 82,568	\$ 82,568	\$ 2,000	2.48%
Tribal Management Grant Program	\$ 2,986	\$ 2,986	\$ 2,986	\$ -	0.00%	\$ 2,986	\$ 2,986	\$ -	0.00%
Direct Operations	\$ 103,805	\$ 101,729	\$ 101,729	\$ (2,076)	-2.00%	\$ 103,805	\$ 103,805	\$ -	0.00%
Self-Governance	\$ 6,174	\$ 6,174	\$ 6,174	\$ -	0.00%	\$ 6,174	\$ 6,174	\$ -	0.00%
<b>Subtotal, Other Services</b>	<b>\$ 283,952</b>	<b>\$ 320,369</b>	<b>\$ 320,369</b>	<b>\$ 36,417</b>	<b>12.83%</b>	<b>\$ 287,952</b>	<b>\$ 287,952</b>	<b>\$ 4,000</b>	<b>1.41%</b>
<b>Indian Health Facilities</b>									
Maintenance and Improvement	\$ 170,595	\$ 170,595	\$ 170,595	\$ -	0.00%	\$ 170,595	\$ 170,595	\$ -	0.00%
Sanitation Facilities Construction	\$ 196,167	\$ 196,167	\$ 196,167	\$ -	0.00%	\$ 196,167	\$ -	\$ -	0.00%
Health Care Facilities Construction	\$ 260,896	\$ 260,899	\$ 260,899	\$ 3	0.00%	\$ 260,896	\$ -	\$ -	0.00%
Facilities and Environmental Health Support	\$ 298,297	\$ 306,176	\$ 306,176	\$ 7,879	2.64%	\$ 305,133	\$ 305,133	\$ 6,836	2.29%
Equipment	\$ 32,598	\$ 42,862	\$ 42,862	\$ 10,264	31.49%	\$ 32,598	\$ 32,598	\$ -	0.00%
<b>Subtotal, Indian Health Facilities</b>	<b>\$ 958,553</b>	<b>\$ 976,699</b>	<b>\$ 976,699</b>	<b>\$ 18,146</b>	<b>1.89%</b>	<b>\$ 965,389</b>	<b>\$ 508,326</b>	<b>\$ 6,836</b>	<b>0.71%</b>
<b>Rescission</b>	<b>\$ (29,388)</b>					<b>\$ (350,000)</b>			
<b>Contract support</b>	<b>\$ 969,000</b>	<b>\$ 1,051,000</b>	<b>\$ -</b>	<b>\$ 82,000</b>	<b>8.46%</b>	<b>\$ 1,051,000</b>	<b>\$ -</b>	<b>\$ 82,000</b>	<b>8.46%</b>
<b>Tribal Sec. 105(l) leases</b>	<b>\$ 111,000</b>	<b>\$ 149,000</b>	<b>\$ -</b>	<b>\$ 38,000</b>	<b>34.23%</b>	<b>\$ 149,000</b>	<b>\$ -</b>	<b>\$ 38,000</b>	<b>34.23%</b>
<b>Grand Total</b>	<b>\$ 6,928,835</b>	<b>\$ 7,078,223</b>	<b>\$ 5,878,223</b>	<b>\$ 120,000</b>	<b>1.73%</b>	<b>\$ 6,826,877</b>	<b>\$ 5,228,112</b>	<b>\$ 218,654</b>	<b>3.16%</b>

IHS Regular Appropriations (Dollars in Thousands)	FY 2023 Enacted	House			Senate				
		FY 2024	FY 2025	House vs Enacted	FY 2024	FY 2025	Senate vs Enacted		
<b>Clinical Services</b>									
Hospitals and Health Clinics	\$ 2,503,025	\$ 2,660,013	\$ 2,660,013	\$ 156,988	6.27%	\$ 2,578,585	\$ 2,578,585	\$ 75,560	3.02%
Electronic Health Record System	\$ 217,564	\$ 35,572	\$ 35,572	\$(181,992)	-83.65%	\$ 217,564	\$ -	\$ -	0.00%
Dental Health	\$ 248,098	\$ 288,230	\$ 288,230	\$ 40,132	16.18%	\$ 254,729	\$ 254,729	\$ 6,631	2.67%
Mental Health	\$ 127,171	\$ 130,864	\$ 130,864	\$ 3,693	2.90%	\$ 130,155	\$ 130,155	\$ 2,984	2.35%
Alcohol and Substance Abuse	\$ 266,440	\$ 267,194	\$ 267,194	\$ 754	0.28%	\$ 266,843	\$ 266,843	\$ 403	0.15%
Purchased/Referred Care	\$ 996,755	\$ 996,755	\$ 996,755	\$ -	0.00%	\$ 997,755	\$ 997,755	\$ 1,000	0.10%
Indian Health Care Improvement Fund	\$ 74,138	\$ -	\$ -	\$ (74,138)	-100.00%	\$ 74,138	\$ -	\$ -	0.00%
<b>Subtotal, Clinical Services</b>	<b>\$ 4,433,191</b>	<b>\$ 4,378,628</b>	<b>\$ 4,378,628</b>	<b>\$ (54,563)</b>	<b>-1.23%</b>	<b>\$ 4,519,769</b>		<b>\$ 86,578</b>	<b>1.95%</b>
<b>Preventative Health</b>									
Public Health Nursing	\$ 110,782	\$ 110,782	\$ 110,782	\$ -	0.00%	\$ 111,626	\$ 111,626	\$ 844	0.76%
Health Education	\$ 24,350	\$ 24,350	\$ 24,350	\$ -	0.00%	\$ 24,746	\$ 24,746	\$ 396	1.63%
Community Health Representatives	\$ 65,212	\$ 65,212	\$ 65,212	\$ -	0.00%	\$ 65,212	\$ 65,212	\$ -	0.00%
Immunization (Alaska)	\$ 2,183	\$ 2,183	\$ 2,183	\$ -	0.00%	\$ 2,183	\$ 2,183	\$ -	0.00%
<b>Subtotal, Preventative Health</b>	<b>\$ 202,527</b>	<b>\$ 202,527</b>	<b>\$ 202,527</b>	<b>\$ -</b>	<b>0.00%</b>	<b>\$ 203,767</b>	<b>\$ 203,767</b>	<b>\$ 1,240</b>	<b>0.61%</b>
<b>Other Services</b>									
Urban Indian Health	\$ 90,419	\$ 115,156	\$ 115,156	\$ 24,737	27.36%	\$ 92,419	\$ 92,419	\$ 2,000	2.21%
Indian Health Professions	\$ 80,568	\$ 94,324	\$ 94,324	\$ 13,756	17.07%	\$ 82,568	\$ 82,568	\$ 2,000	2.48%
Tribal Management Grant Program	\$ 2,986	\$ 2,986	\$ 2,986	\$ -	0.00%	\$ 2,986	\$ 2,986	\$ -	0.00%
Direct Operations	\$ 103,805	\$ 101,729	\$ 101,729	\$ (2,076)	-2.00%	\$ 103,805	\$ 103,805	\$ -	0.00%
Self-Governance	\$ 6,174	\$ 6,174	\$ 6,174	\$ -	0.00%	\$ 6,174	\$ 6,174	\$ -	0.00%
<b>Subtotal, Other Services</b>	<b>\$ 283,952</b>	<b>\$ 320,369</b>	<b>\$ 320,369</b>	<b>\$ 36,417</b>	<b>12.83%</b>	<b>\$ 287,952</b>	<b>\$ 287,952</b>	<b>\$ 4,000</b>	<b>1.41%</b>
<b>Indian Health Facilities</b>									
Maintenance and Improvement	\$ 170,595	\$ 170,595	\$ 170,595	\$ -	0.00%	\$ 170,595	\$ 170,595	\$ -	0.00%
Sanitation Facilities Construction	\$ 196,167	\$ 196,167	\$ 196,167	\$ -	0.00%	\$ 196,167	\$ -	\$ -	0.00%
Health Care Facilities Construction	\$ 260,896	\$ 260,899	\$ 260,899	\$ 3	0.00%	\$ 260,896	\$ -	\$ -	0.00%
Facilities and Environmental Health Support	\$ 298,297	\$ 306,176	\$ 306,176	\$ 7,879	2.64%	\$ 305,133	\$ 305,133	\$ 6,836	2.29%
Equipment	\$ 32,598	\$ 42,862	\$ 42,862	\$ 10,264	31.49%	\$ 32,598	\$ 32,598	\$ -	0.00%
<b>Subtotal, Indian Health Facilities</b>	<b>\$ 958,553</b>	<b>\$ 976,699</b>	<b>\$ 976,699</b>	<b>\$ 18,146</b>	<b>1.89%</b>	<b>\$ 965,389</b>	<b>\$ 508,326</b>	<b>\$ 6,836</b>	<b>0.71%</b>
<b>Rescission</b>	<b>\$ (29,388)</b>					<b>\$ (350,000)</b>			
<b>Contract support</b>	<b>\$ 969,000</b>	<b>\$ 1,051,000</b>	<b>\$ -</b>	<b>\$ 82,000</b>	<b>8.46%</b>	<b>\$ 1,051,000</b>	<b>\$ -</b>	<b>\$ 82,000</b>	<b>8.46%</b>
<b>Tribal Sec. 105(l) leases</b>	<b>\$ 111,000</b>	<b>\$ 149,000</b>	<b>\$ -</b>	<b>\$ 38,000</b>	<b>34.23%</b>	<b>\$ 149,000</b>	<b>\$ -</b>	<b>\$ 38,000</b>	<b>34.23%</b>
<b>Grand Total</b>	<b>\$ 6,928,835</b>	<b>\$ 7,078,223</b>	<b>\$ 5,878,223</b>	<b>\$ 120,000</b>	<b>1.73%</b>	<b>\$ 6,826,877</b>	<b>\$ 5,228,112</b>	<b>\$ 218,654</b>	<b>3.16%</b>

IHS Regular Appropriations (Dollars in Thousands)	FY 2023 Enacted	House			Senate				
		FY 2024	FY 2025	House vs Enacted	FY 2024	FY 2025	Senate vs Enacted		
<b>Clinical Services</b>									
Hospitals and Health Clinics	\$ 2,503,025	\$ 2,660,013	\$ 2,660,013	\$ 156,988	6.27%	\$ 2,578,585	\$ 2,578,585	\$ 75,560	3.02%
Electronic Health Record System	\$ 217,564	\$ 35,572	\$ 35,572	\$(181,992)	-83.65%	\$ 217,564	\$ -	\$ -	0.00%
Dental Health	\$ 248,098	\$ 288,230	\$ 288,230	\$ 40,132	16.18%	\$ 254,729	\$ 254,729	\$ 6,631	2.67%
Mental Health	\$ 127,171	\$ 130,864	\$ 130,864	\$ 3,693	2.90%	\$ 130,155	\$ 130,155	\$ 2,984	2.35%
Alcohol and Substance Abuse	\$ 266,440	\$ 267,194	\$ 267,194	\$ 754	0.28%	\$ 266,843	\$ 266,843	\$ 403	0.15%
Purchased/Referred Care	\$ 996,755	\$ 996,755	\$ 996,755	\$ -	0.00%	\$ 997,755	\$ 997,755	\$ 1,000	0.10%
Indian Health Care Improvement Fund	\$ 74,138	\$ -	\$ -	\$ (74,138)	-100.00%	\$ 74,138	\$ -	\$ -	0.00%
<b>Subtotal, Clinical Services</b>	<b>\$ 4,433,191</b>	<b>\$ 4,378,628</b>	<b>\$ 4,378,628</b>	<b>\$ (54,563)</b>	<b>-1.23%</b>	<b>\$ 4,519,769</b>	<b>\$ 86,578</b>	<b>\$ 86,578</b>	<b>1.95%</b>
<b>Preventative Health</b>									
Public Health Nursing	\$ 110,782	\$ 110,782	\$ 110,782	\$ -	0.00%	\$ 111,626	\$ 111,626	\$ 844	0.76%
Health Education	\$ 24,350	\$ 24,350	\$ 24,350	\$ -	0.00%	\$ 24,746	\$ 24,746	\$ 396	1.63%
Community Health Representatives	\$ 65,212	\$ 65,212	\$ 65,212	\$ -	0.00%	\$ 65,212	\$ 65,212	\$ -	0.00%
Immunization (Alaska)	\$ 2,183	\$ 2,183	\$ 2,183	\$ -	0.00%	\$ 2,183	\$ 2,183	\$ -	0.00%
<b>Subtotal, Preventative Health</b>	<b>\$ 202,527</b>	<b>\$ 202,527</b>	<b>\$ 202,527</b>	<b>\$ -</b>	<b>0.00%</b>	<b>\$ 203,767</b>	<b>\$ 203,767</b>	<b>\$ 1,240</b>	<b>0.61%</b>
<b>Other Services</b>									
Urban Indian Health	\$ 90,419	\$ 115,156	\$ 115,156	\$ 24,737	27.36%	\$ 92,419	\$ 92,419	\$ 2,000	2.21%
Indian Health Professions	\$ 80,568	\$ 94,324	\$ 94,324	\$ 13,756	17.07%	\$ 82,568	\$ 82,568	\$ 2,000	2.48%
Tribal Management Grant Program	\$ 2,986	\$ 2,986	\$ 2,986	\$ -	0.00%	\$ 2,986	\$ 2,986	\$ -	0.00%
Direct Operations	\$ 103,805	\$ 101,729	\$ 101,729	\$ (2,076)	-2.00%	\$ 103,805	\$ 103,805	\$ -	0.00%
Self-Governance	\$ 6,174	\$ 6,174	\$ 6,174	\$ -	0.00%	\$ 6,174	\$ 6,174	\$ -	0.00%
<b>Subtotal, Other Services</b>	<b>\$ 283,952</b>	<b>\$ 320,369</b>	<b>\$ 320,369</b>	<b>\$ 36,417</b>	<b>12.83%</b>	<b>\$ 287,952</b>	<b>\$ 287,952</b>	<b>\$ 4,000</b>	<b>1.41%</b>
<b>Indian Health Facilities</b>									
Maintenance and Improvement	\$ 170,595	\$ 170,595	\$ 170,595	\$ -	0.00%	\$ 170,595	\$ 170,595	\$ -	0.00%
Sanitation Facilities Construction	\$ 196,167	\$ 196,167	\$ 196,167	\$ -	0.00%	\$ 196,167	\$ -	\$ -	0.00%
Health Care Facilities Construction	\$ 260,896	\$ 260,899	\$ 260,899	\$ 3	0.00%	\$ 260,896	\$ -	\$ -	0.00%
Facilities and Environmental Health Support	\$ 298,297	\$ 306,176	\$ 306,176	\$ 7,879	2.64%	\$ 305,133	\$ 305,133	\$ 6,836	2.29%
Equipment	\$ 32,598	\$ 42,862	\$ 42,862	\$ 10,264	31.49%	\$ 32,598	\$ 32,598	\$ -	0.00%
<b>Subtotal, Indian Health Facilities</b>	<b>\$ 958,553</b>	<b>\$ 976,699</b>	<b>\$ 976,699</b>	<b>\$ 18,146</b>	<b>1.89%</b>	<b>\$ 965,389</b>	<b>\$ 508,326</b>	<b>\$ 6,836</b>	<b>0.71%</b>
<b>Rescission</b>	<b>\$ (29,388)</b>					<b>\$ (350,000)</b>			
<b>Contract support</b>	<b>\$ 969,000</b>	<b>\$ 1,051,000</b>	<b>\$ -</b>	<b>\$ 82,000</b>	<b>8.46%</b>	<b>\$ 1,051,000</b>	<b>\$ -</b>	<b>\$ 82,000</b>	<b>8.46%</b>
<b>Tribal Sec. 105(l) leases</b>	<b>\$ 111,000</b>	<b>\$ 149,000</b>	<b>\$ -</b>	<b>\$ 38,000</b>	<b>34.23%</b>	<b>\$ 149,000</b>	<b>\$ -</b>	<b>\$ 38,000</b>	<b>34.23%</b>
<b>Grand Total</b>	<b>\$ 6,928,835</b>	<b>\$ 7,078,223</b>	<b>\$ 5,878,223</b>	<b>\$ 120,000</b>	<b>1.73%</b>	<b>\$ 6,826,877</b>	<b>\$ 5,228,112</b>	<b>\$ 218,654</b>	<b>3.16%</b>

IHS Regular Appropriations (Dollars in Thousands)	FY 2023 Enacted	House			Senate				
		FY 2024	FY 2025	House vs Enacted	FY 2024	FY 2025	Senate vs Enacted		
<b>Clinical Services</b>									
Hospitals and Health Clinics	\$ 2,503,025	\$ 2,660,013	\$ 2,660,013	\$ 156,988	6.27%	\$ 2,578,585	\$ 2,578,585	\$ 75,560	3.02%
Electronic Health Records				\$ (181,000)	-82.65%	\$ 217,564	\$ -	\$ -	0.00%
Dental Health				\$ 4,000					
Mental Health				\$ 4,000					
Alcohol and Substance Abuse				\$ 4,000					
Purchased/Referred Services				\$ 5,000					
Indian Health Care Incentives				\$ (7,000)					
				\$ (5,000)					
<b>Preventative Health</b>									
Public Health Nursing				\$ 2,000					
Health Education				\$ 0					
Community Health Resources				\$ 2,000					
Immunization (Alaska)				\$ 3,000					
Subtotal				\$ 7,000					
<b>Other Services</b>									
Urban Indian Health				\$ 6,000					
Indian Health Professional				\$ 4,000					
Tribal Management (Construction)				\$ 6,000					
Direct Operations				\$ 9,000					
Self-Governance				\$ 4,000					
				\$ 9,000					
				\$ 3,000					
<b>Indian Health Facilities</b>									
Maintenance and Improvements				\$ 5,000					
Sanitation Facilities (Construction)				\$ 7,000					
Health Care Facilities (Construction)				\$ 9,000					
Facilities and Environmental				\$ 6,000					
Equipment				\$ 2,000					
Subtotal				\$ 18,146	1.89%	\$ 965,389	\$ 508,326	\$ 6,836	0.71%
<b>Rescission</b>	\$ (29,300)					\$ (350,000)			
<b>Contract support</b>	\$ 969,000	\$ 1,051,000	\$ -	\$ 82,000	8.46%	\$ 1,051,000	\$ -	\$ 82,000	8.46%
<b>Tribal Sec. 105(l) leases</b>	\$ 111,000	\$ 149,000	\$ -	\$ 38,000	34.23%	\$ 149,000	\$ -	\$ 38,000	34.23%
<b>Grand Total</b>	<b>\$ 6,928,835</b>	<b>\$ 7,078,223</b>	<b>\$ 5,878,223</b>	<b>\$ 120,000</b>	<b>1.73%</b>	<b>\$ 6,826,877</b>	<b>\$ 5,228,112</b>	<b>\$ 218,654</b>	<b>3.16%</b>



DEPARTMENT OF HEALTH & HUMAN SERVICES

Public Health Service  
Indian Health Service  
Rockville MD 20857

AUGUST 8 2023

Dear Tribal Leader and Urban Indian Organization Leader:

I am writing to invite you to participate in Agency-sponsored Listening Sessions to share information and solicit your input on advance appropriations implementation. We will host two identical Listening Sessions on August 17, 2023, and September 6, 2023.

Congress enacted the first ever advance appropriations for the IHS in fiscal year (FY) 2023, providing \$5.1 billion in FY 2024 resources that will become available on October 1, 2023. The advance appropriations provides the full-year FY 2023 funding level for nearly all IHS funding in the Services and Facilities accounts. Congress will determine a final appropriations level for the Agency in the FY 2024 appropriations process.

During the Listening Sessions, the IHS will share additional information on implementation plans and strategies for advance appropriations, and seek input from Tribal and Urban Indian Organization Leaders. The information discussed in these sessions will be used to prepare public facing Frequently Asked Questions and other helpful materials.

**Information to Attend Our Virtual Listening Sessions**

Please make plans to attend a virtual listening session. Session details follow:


**Advance Appropriations Implementation Listening Sessions**

**Thursday, August 17, 2023, 12:00-1:30 p.m., Eastern Time**  
<https://ihs-gov.zoomgov.com/j/1610168198>

**Wednesday, September 6, 2023, 3:00-4:30 p.m., Eastern Time**  
<https://ihs-gov.zoomgov.com/j/1608717068>

We appreciate your feedback and insight on advance appropriations implementation. If you have questions, please contact Ms. Jillian Curtis, Chief Financial Officer, IHS, by e-mail at [jillian.curtis@ihs.gov](mailto:jillian.curtis@ihs.gov).

Sincerely,  
 Roselyn Tso - S  
 Digitally signed by Roselyn Tso - S  
 Date: 2023.08.08 11:25:22 -04'00'  
 Roselyn Tso  
 Director





IHS Regular Appropriations (Dollars in Thousands)	FY 2023 Enacted	House				Senate			
		FY 2024	FY 2025	House vs Enacted		FY 2024	FY 2025	Senate vs Enacted	
<b>Clinical Services</b>									
Hospitals and Health Clinics	\$ 2,503,025	\$ 2,660,013	\$ 2,660,013	\$ 156,988	6.27%	\$ 2,578,585	\$ 2,578,585	\$ 75,560	3.02%
Electronic Health Record System	\$ 217,564	\$ 35,572	\$ 35,572	\$(181,992)	-83.65%	\$ 217,564	\$ -	\$ -	0.00%
Dental Health	\$ 248,098	\$ 288,230	\$ 288,230	\$ 40,132	16.18%	\$ 254,729	\$ 254,729	\$ 6,631	2.67%
Mental Health	\$ 127,171	\$ 130,864	\$ 130,864	\$ 3,693	2.90%	\$ 130,155	\$ 130,155	\$ 2,984	2.35%
Alcohol and Substance Abuse	\$ 266,440	\$ 267,194	\$ 267,194	\$ 754	0.28%	\$ 266,843	\$ 266,843	\$ 403	0.15%
Purchased/Referred Care	\$ 996,755	\$ 996,755	\$ 996,755	\$ -	0.00%	\$ 997,755	\$ 997,755	\$ 1,000	0.10%
Indian Health Care Improvement Fund	\$ 74,138	\$ -	\$ -	\$ (74,138)	-100.00%	\$ 74,138	\$ -	\$ -	0.00%
<b>Subtotal, Clinical Services</b>	<b>\$ 4,433,191</b>	<b>\$ 4,378,628</b>	<b>\$ 4,378,628</b>	<b>\$ (54,563)</b>	<b>-1.23%</b>	<b>\$ 4,519,769</b>		<b>\$ 86,578</b>	<b>1.95%</b>
<b>Preventative Health</b>									
Public Health Nursing	\$ 110,782	\$ 110,782	\$ 110,782	\$ -	0.00%	\$ 111,626	\$ 111,626	\$ 844	0.76%
Health Education	\$ 24,350	\$ 24,350	\$ 24,350	\$ -	0.00%	\$ 24,746	\$ 24,746	\$ 396	1.63%
Community Health Representatives	\$ 65,212	\$ 65,212	\$ 65,212	\$ -	0.00%	\$ 65,212	\$ 65,212	\$ -	0.00%
Immunization (Alaska)	\$ 2,183	\$ 2,183	\$ 2,183	\$ -	0.00%	\$ 2,183	\$ 2,183	\$ -	0.00%
<b>Subtotal, Preventative Health</b>	<b>\$ 202,527</b>	<b>\$ 202,527</b>	<b>\$ 202,527</b>	<b>\$ -</b>	<b>0.00%</b>	<b>\$ 203,767</b>	<b>\$ 203,767</b>	<b>\$ 1,240</b>	<b>0.61%</b>
<b>Other Services</b>									
Urban Indian Health	\$ 90,419	\$ 115,156	\$ 115,156	\$ 24,737	27.36%	\$ 92,419	\$ 92,419	\$ 2,000	2.21%
Indian Health Professions	\$ 80,568	\$ 94,324	\$ 94,324	\$ 13,756	17.07%	\$ 82,568	\$ 82,568	\$ 2,000	2.48%
Tribal Management Grant Program	\$ 2,986	\$ 2,986	\$ 2,986	\$ -	0.00%	\$ 2,986	\$ 2,986	\$ -	0.00%
Direct Operations	\$ 103,805	\$ 101,729	\$ 101,729	\$ (2,076)	-2.00%	\$ 103,805	\$ 103,805	\$ -	0.00%
Self-Governance	\$ 6,174	\$ 6,174	\$ 6,174	\$ -	0.00%	\$ 6,174	\$ 6,174	\$ -	0.00%
<b>Subtotal, Other Services</b>	<b>\$ 283,952</b>	<b>\$ 320,369</b>	<b>\$ 320,369</b>	<b>\$ 36,417</b>	<b>12.83%</b>	<b>\$ 287,952</b>	<b>\$ 287,952</b>	<b>\$ 4,000</b>	<b>1.41%</b>
<b>Indian Health Facilities</b>									
Maintenance and Improvement	\$ 170,595	\$ 170,595	\$ 170,595	\$ -	0.00%	\$ 170,595	\$ 170,595	\$ -	0.00%
Sanitation Facilities Construction	\$ 196,167	\$ 196,167	\$ 196,167	\$ -	0.00%	\$ 196,167	\$ -	\$ -	0.00%
Health Care Facilities Construction	\$ 260,896	\$ 260,899	\$ 260,899	\$ 3	0.00%	\$ 260,896	\$ -	\$ -	0.00%
Facilities and Environmental Health Support	\$ 298,297	\$ 306,176	\$ 306,176	\$ 7,879	2.64%	\$ 305,133	\$ 305,133	\$ 6,836	2.29%
Equipment	\$ 32,598	\$ 42,862	\$ 42,862	\$ 10,264	31.49%	\$ 32,598	\$ 32,598	\$ -	0.00%
<b>Subtotal, Indian Health Facilities</b>	<b>\$ 958,553</b>	<b>\$ 976,699</b>	<b>\$ 976,699</b>	<b>\$ 18,146</b>	<b>1.89%</b>	<b>\$ 965,389</b>	<b>\$ 508,326</b>	<b>\$ 6,836</b>	<b>0.71%</b>
<b>Rescission</b>	<b>\$ (29,388)</b>					<b>\$ (350,000)</b>			
<b>Contract support</b>	<b>\$ 969,000</b>	<b>\$ 1,051,000</b>	<b>\$ -</b>	<b>\$ 82,000</b>	<b>8.46%</b>	<b>\$ 1,051,000</b>	<b>\$ -</b>	<b>\$ 82,000</b>	<b>8.46%</b>
<b>Tribal Sec. 105(l) leases</b>	<b>\$ 111,000</b>	<b>\$ 149,000</b>	<b>\$ -</b>	<b>\$ 38,000</b>	<b>34.23%</b>	<b>\$ 149,000</b>	<b>\$ -</b>	<b>\$ 38,000</b>	<b>34.23%</b>
<b>Grand Total</b>	<b>\$ 6,928,835</b>	<b>\$ 7,078,223</b>	<b>\$ 5,878,223</b>	<b>\$ 120,000</b>	<b>1.73%</b>	<b>\$ 6,826,877</b>	<b>\$ 5,228,112</b>	<b>\$ 218,654</b>	<b>3.16%</b>

# ***NIHB STRATEGIC ANALYSIS***

- I. Continuing Resolutions (CR)**
- II. Advance appropriations**
- III. No rescissions**
- IV. CSC and 105(l) Leases**

# ***CONTINUING RESOLUTIONS***

## **In case of business as usual...**

- **FY 2023 ends September 30.**
- **Zero of the 12 regular appropriations bills are enacted.**
- **Expect at least one Continuing Resolution or funding disruption.**

# ***CONTINUING RESOLUTIONS***

**In case of business as usual...**

- **FY 24 Advance appropriations and OMB apportionment.**

# ***CONTINUING RESOLUTIONS***

## **In case of business as usual...**

- **FY 2023 ends September 30.**
- **Zero of the 12 regular appropriations bills are enacted.**
- **Expect at least one Continuing Resolution or funding disruption.**

# ***FY 25 ADVANCE APPROPRIATIONS***

## **Path Forward:**

**Convince Senate Appropriators to include every IHS account during fall negotiations like the House did.**

- **Benefits from existing momentum and groundwork.**

# ***NO IHS RESCISSIONS***

## **Path Forward:**

**Convince Senate Appropriators to drop the IHS funding cut (rescission) during fall negotiations.**

**Stay on both chambers to not meet its political arrangements with the lives of this Nation's First People.**

- **Benefits negotiations by amplifying the disparity in need versus actual funding.**

# ***CONTRACT SUPPORT & '105(I)' LEASES***

## **Path Forward:**

**Convince Senate Appropriators to revive last year's provision reclassifying Contract Support Costs (CSC) and Section 105(I) lease payments as mandatory.**

**Convince both chambers not to object during fall negotiations.**

- **Benefits future discretionary spending caps for IHS, BIA, BIE, and other Tribal programs.**



# ***CLOSING REMARKS***

**Join the coalition and amplify your voice  
in Congress**

- Email [tscibner@NIHB.org](mailto:tscibner@NIHB.org) and ask to be included in the budget and appropriations coalition mailing list.